

# **RICHMOND HEIGHTS DIVISION OF FIRE**



## **2013 ANNUAL REPORT**

---



**SUBMITTED BY:  
FIRE CHIEF MARC J. NEUMANN**

## **MISSION STATEMENT**

Consistent with the laws of the State of Ohio and the Charter of the City of Richmond Heights, the primary mission of the Richmond Heights Division of Fire is to:

- Protect life, health, and property
- Extinguish all fires within the City of Richmond Heights
- Investigate the cause of all fires
- Answer all calls for emergency medical assistance within the City of Richmond Heights

Each firefighter is charged with the duty and privilege of providing all citizens of this community with protection from the ravages of fire and with any and all necessary emergency medical assistance, whenever the need may arise.

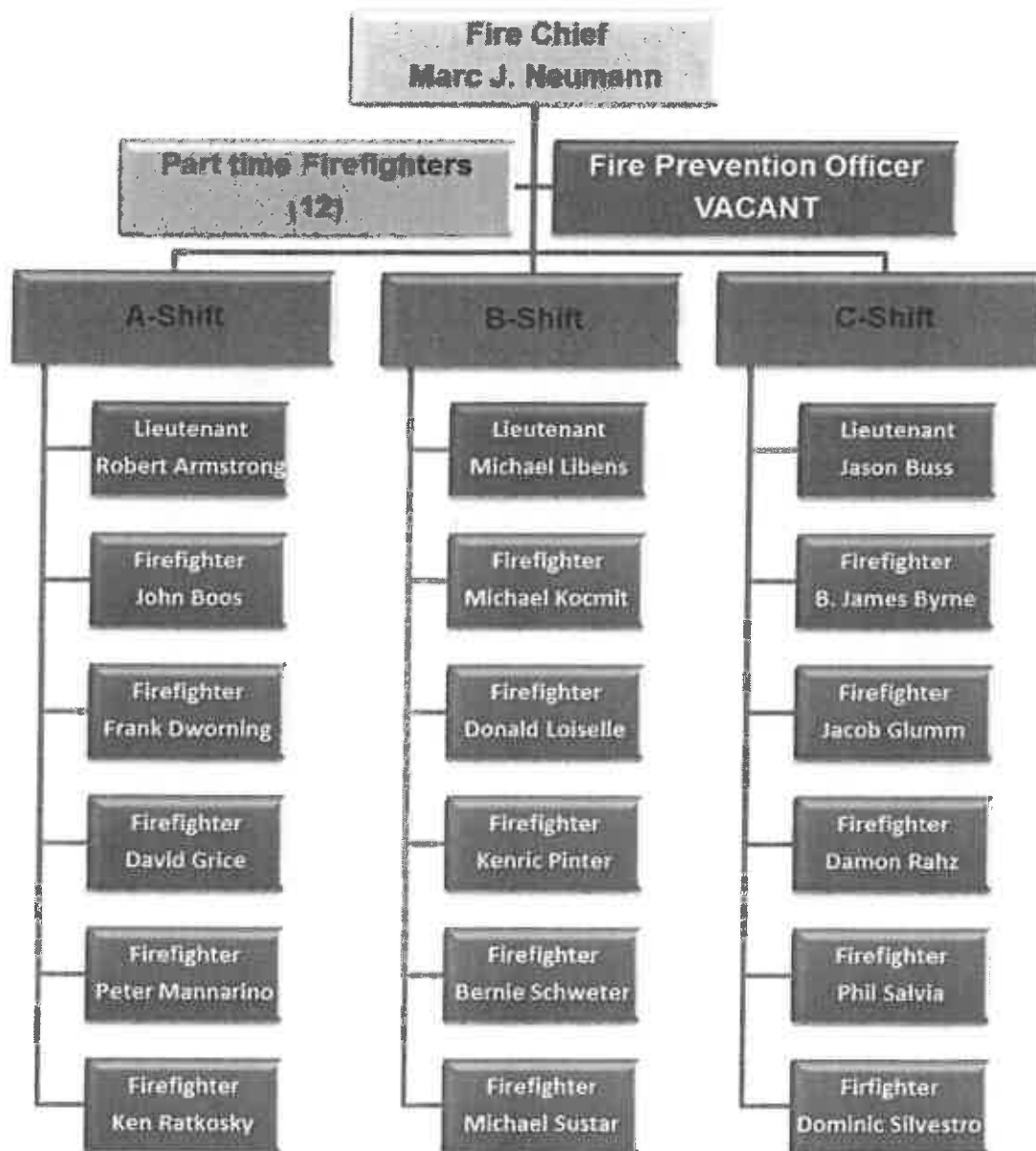
The primary goal of every member of the Richmond Heights Division of Fire must be to promote and achieve honorable and dedicated service to this community. If life and property are protected... if destructive fires are prevented... if public security and tranquility are sustained through the efforts of highly motivated firefighters... the mission of the Richmond Heights Division of Fire shall be fulfilled.

## SHIFT INFORMATION

The Richmond Heights Division of Fire operates out of one fire station, located at 457 Richmond Road. Housed in the fire station are one fire engine, one aerial ladder, two paramedic equipped rescue squads, and one command vehicle. These vehicles are in service every day to serve the citizens and visitors of our community.

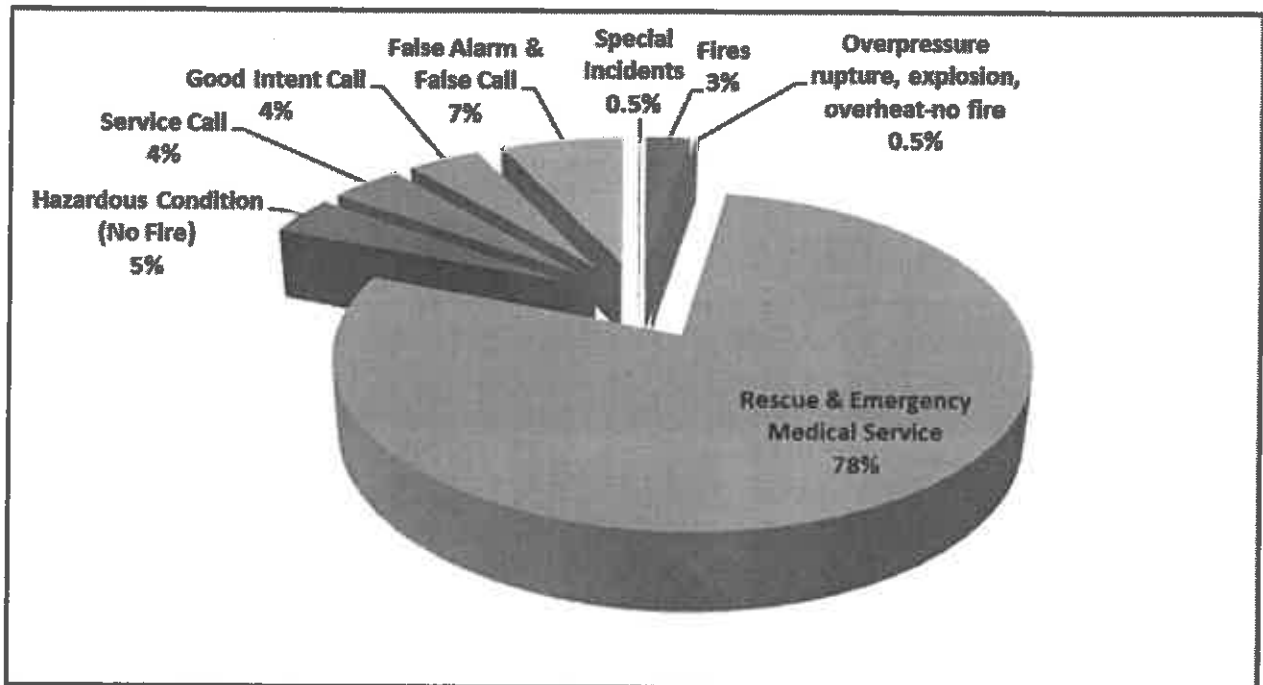
The Division of Fire operates on a three shift rotation, referred to as A, B, and C Shifts. Each shift is assigned one Lieutenant and five Firefighters. The number of full-time Firefighters is 18 and part-time Firefighters are 12.

## ORGANIZATIONAL CHART



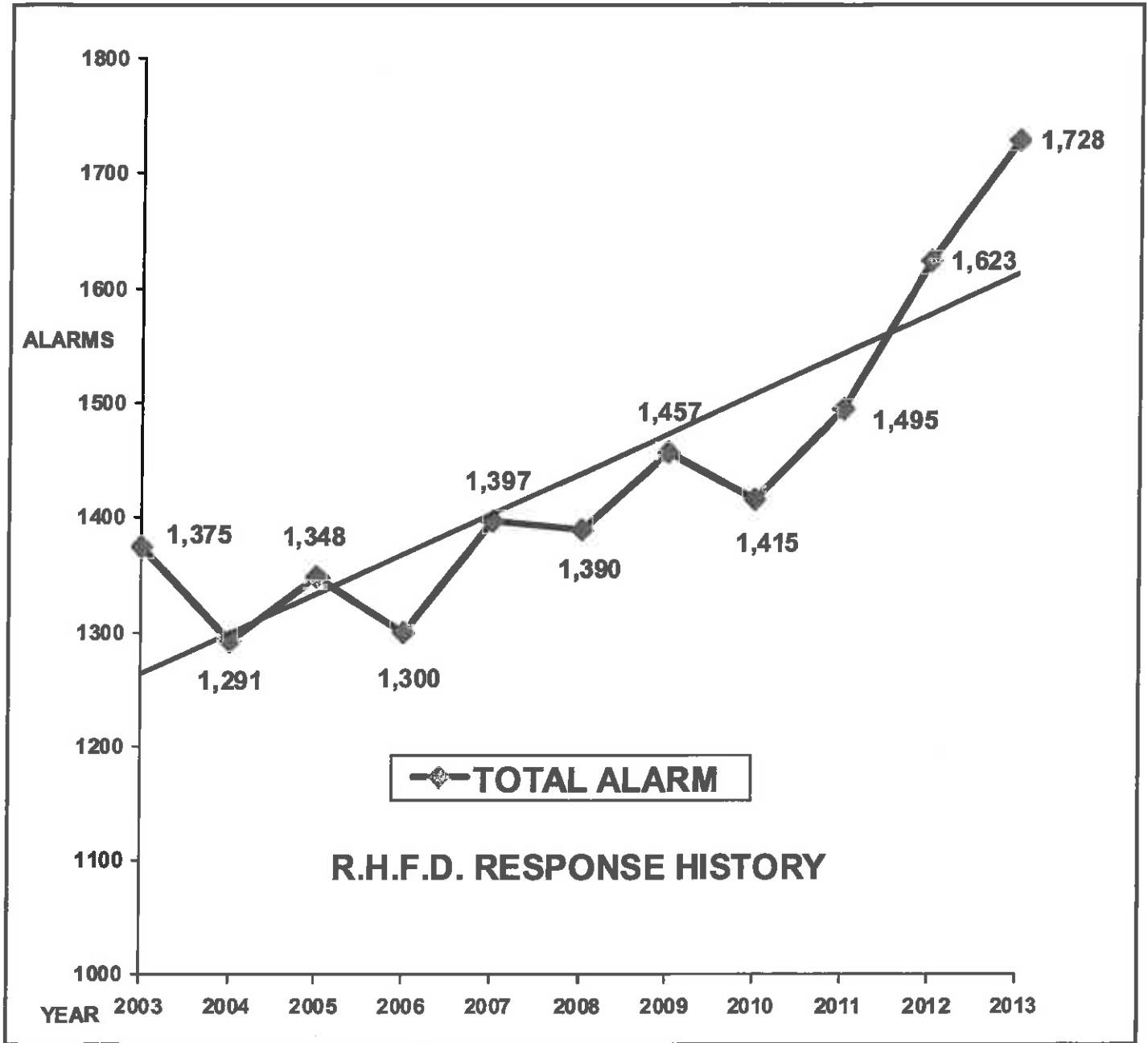
## ALARMS BY CATEGORY

The Division of Fire responded to **1,728** emergencies in 2013. Alarm response volume in 2013 was up **6.1%** relative to 2012 statistics. **1,341** responses to requests for emergency medical assistance represented **77.6%** of our total 2013 response volume. The remaining **387** responses (**22.4%** of the total response volume) were attributable to structure fires, fire investigations, and miscellaneous incidents. Alarms that fall into the miscellaneous category include responses to hazardous material incidents, lightning strikes, carbon monoxide incidents, utility related emergencies, various rescues, and a variety of public service calls.

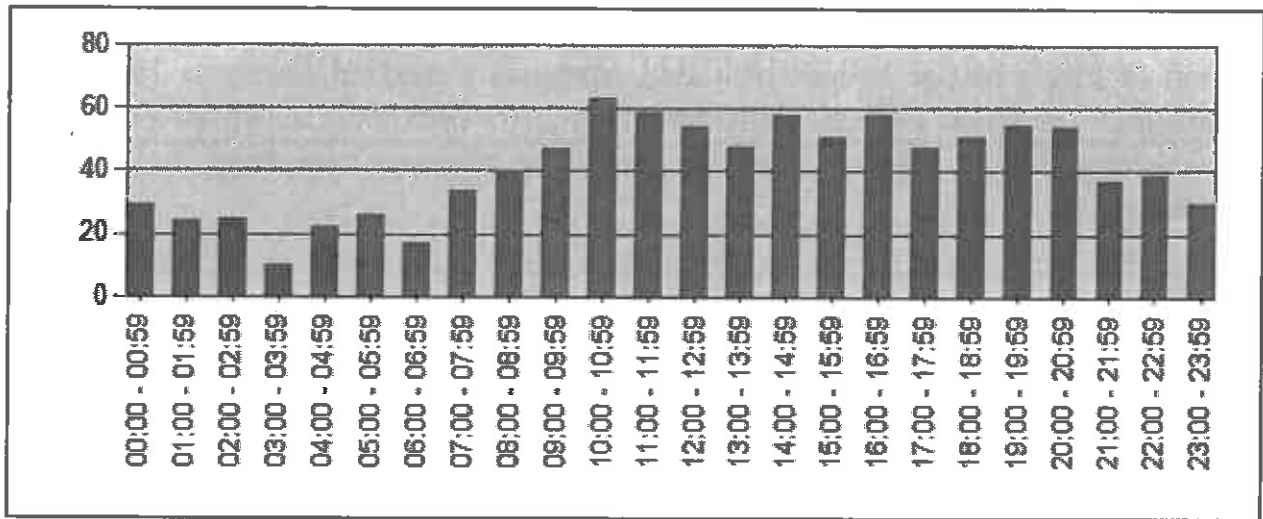


Incident Type	# Incidents	% of Total
Fires	43	2%
Overpressure rupture, explosion, overheat - no fire	2	0.5%
Rescue & Emergency Medical Service	1351	78%
Hazardous Condition (No Fire)	67	4%
Service Call	70	4%
Good Intent Call	71	4%
False Alarm & False Call	122	7%
Special Incidents	2	0.5%
<b>TOTAL RESPONSES</b>	<b>1728</b>	<b>100%</b>

**RESPONSE HISTORY: 2003-2013**



**CALLS FOR SERVICE BY HOUR OF DAY**



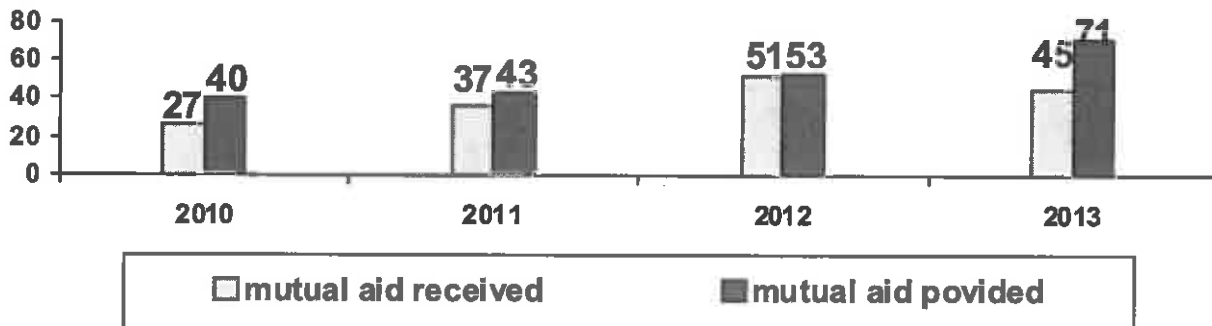
Hour	00:00-00:59	01:00-01:59	02:00-02:59	03:00-03:59	04:00-04:59	05:00-05:59	06:00-06:59	07:00-07:59	08:00-08:59	09:00-09:59	10:00-10:59	11:00-11:59	12:00-12:59	13:00-13:59	14:00-14:59	15:00-15:59	16:00-16:59	17:00-17:59	18:00-18:59	19:00-19:59	20:00-20:59	21:00-21:59	22:00-22:59	23:00-23:59
# of Calls	42	39	38	25	35	46	37	62	81	92	97	98	95	84	100	88	107	91	98	92	84	78	69	49

**SIMULTANEOUS ALARM RESPONSES**

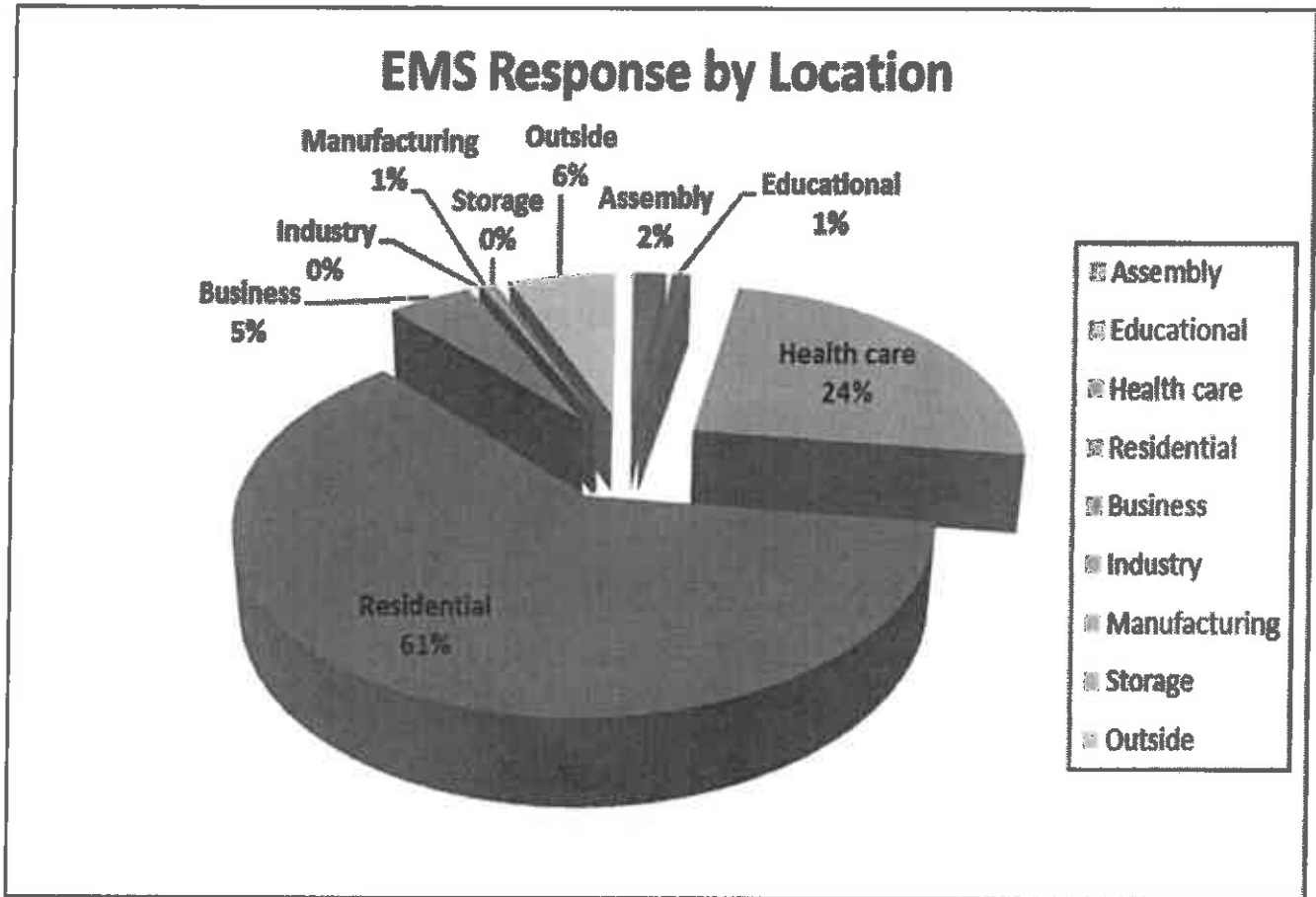
Simultaneous alarms are emergency calls for service which are dispatched while firefighters are assigned to at least one other call at the same time. This is an important statistic to keep track of, as it relates to the availability of firefighters to provide services when called upon. Staffing for the second alarm will range from no more than three personnel, to the more common two person response. The Division of Fire responded to **262** simultaneous alarms in **2012** and **333** in **2013**, an **increase of 27%**.

**MUTUAL AID**

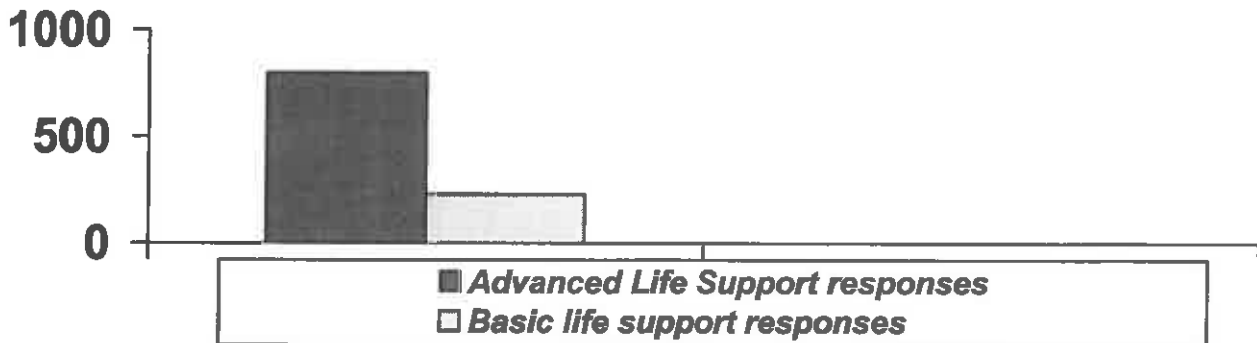
The Richmond Heights Division of Fire responded to 71 requests for Mutual Aid and received Mutual Aid for 45 calls for service in 2013.



**EMS RESPONSES BY LOCATION**



**EMS RESPONSES BY SEVERITY**



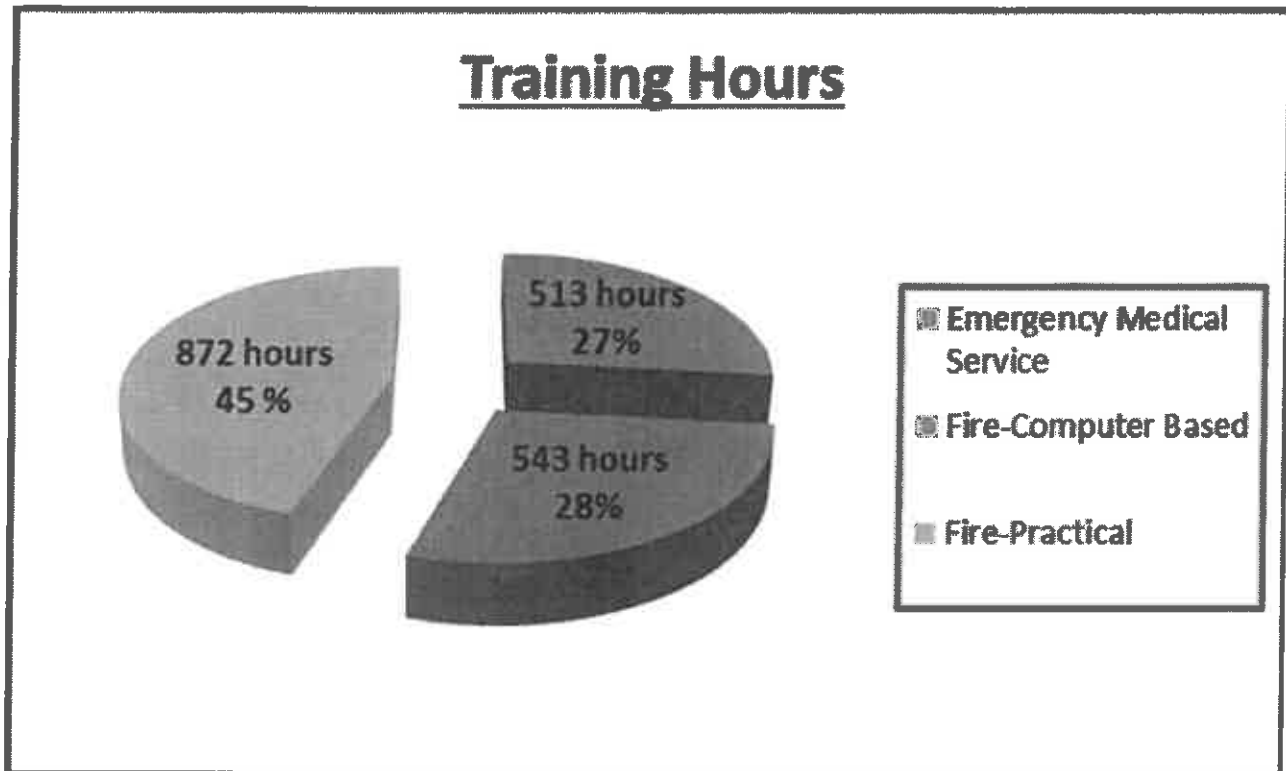
**BUDGET**

2013 Division of Fire Budget vs. Actual		
Description	2013 Approved Budget	2013 Actual Expenditures
Personnel	\$ 2,373,900	\$ 2,317,533
Contractual	\$ 140,395	\$ 130,325
Supplies and Materials	\$ 32,300	\$ 35,769
Capital Outlay	\$ 0	\$ 0
Transfers	\$ 95,000	\$ 95,000
<b>2013 Totals</b>	<b>\$ 2,641,595</b>	<b>\$ 2,578,627</b>
		-2.4%

Past Actual Annual Expenditures	
2010	\$ 2,679,110
2011	\$ 2,599,611
2012	\$ 2,562,300

2013 Grant Funds Received	
FEMA - Assistance to Firefighters Grant	\$ 61,400
<b>Total</b>	<b>\$ 61,400</b>





### FIRE HYDRANT TESTING

Fire hydrants in the City of Richmond Heights are inspected and flow tested annually by the Division of Fire. Fire hydrants and water utilities are owned by the City of Cleveland, Division of Water. Hydrants needing repair are reported to the Division of Water for follow up.

The Division of Fire is also responsible for maintaining the appearance of the fire hydrants. Each year we compile a list of hydrants in need of painting. Painting provides a hydrant protection against rust which "freezes" caps and makes the overall operation of the hydrant difficult.

### HOSE TESTING

The annual service pressure testing of fire hose was completed on all in-service fire hose. Many sections of our hose stock are approximately 10-20 years old and still pass the test each year. Defective or failed hose is replaced on an as-needed basis each year. This ensures that serviceable hose is available when needed.

**BUILDING INSPECTIONS**

~~133 Business Maintenance Inspections were completed in 2013. In addition, all required commercial and multi-family occupancies were surveyed by firefighters.~~

**VEHICLE INVENTORY & EXPENSES**

Division of Fire's vehicle inventory is:

<b>Vehicle#</b>	<b>Year in Service</b>	<b>Make</b>	<b>VIN#</b>
Engine 712	2007	Sutphen	1S9A1BLD671003119
Ladder 721	2000	Am. LaFrance	4Z36EMEB7YRG75887
Squad 741	2001	AEV	1FMRU1663YLC36452
Squad 742	2003	AEV	1FMPU16LX4LB49736
Utility 751	2004	Ford Expedition	1FMPU16LX4LB49736
Utility 771	2000	Ford Expedition	1FMRU1663YLC36452

In 2013 \$18,353 was spent in maintenance for the vehicles and \$10,450 in fuel. The total operating expenses for vehicles in Division of Fire was \$28,803.

2013 Vehicle Maintenance Expenses:

<b>Vehicle#</b>	<b>Maintenance</b>	<b>Fuel</b>	<b>Total Cost</b>
Engine 712	\$5,926	\$2,495	\$8,421
Ladder 721	\$6,012	\$ 635	\$6,647
Squad 741	\$ 162	\$1,974	\$2,136
Squad 742	\$5,463	\$2,656	\$8,119
Utility 751	\$ 790	\$1,805	\$2,595
Utility 771	\$ 0	\$ 885	\$ 885
<b>Total</b>	<b>\$18,353</b>	<b>\$10,450</b>	<b>\$28,803</b>

The annual pump tests were performed by Countryside Truck Service Inc. and the annual ladder testing were performed by Diversified Inspections.

## HILLCREST TECHNICAL RESCUE TEAM



Members of the Richmond Heights Division of Fire take part in a multi-jurisdictional technical rescue team called the Hillcrest Technical Rescue Team (HTRT). This unique group of 32 highly trained rescue technicians are utilized to mitigate situations requiring skills and equipment outside the scope of the local fire departments.

Founded in 1995, this group is responsible for rope rescue, trench rescue, confined space rescue, structural collapse rescue, and water rescue including ice, swift-water and dive. The team is responsible for working with nine (9) communities within the Hillcrest region and an additional seventeen (17) communities in the Chagrin Southeast Region totaling over 236 square miles.

In 2013 the team conducted over 1,685 man hours of training in a variety of rescue disciplines. Included in this training were 248 man hours for Lieutenant Michael Libens, Firefighter John Boos, and Firefighter Damon Rahz of the Richmond Heights Division of Fire. Firefighter John Boos serves the team in a leadership position as the Assistant Team Commander and is the coordinator of the Trench Rescue Division.

During 2013, HTRT responded to seven technical rescue incidents, including one structural stability incident within the City of Richmond Heights involving a car striking a building. In addition, the team participated with the US Navy, Department of Homeland Security, Cuyahoga County Emergency Management Agency, and numerous other agencies involved in technical rescue to assist in ensuring port security during the Labor Day weekend events in Cleveland. This detail involved using the team's boat operated sonar unit and the team's divers to examine any suspicious underwater objects prior to, and during, the stationing of Navy vessels in the port of Cleveland.



**What types of shifts do the Richmond Heights firefighters work?**

Firefighters work 24 hour shifts beginning at 8 a.m. each morning. This amounts to approximately 56 hours per week, ten shifts per month. This schedule reduces personnel costs by not having overtime costs associated with a 40 hour work week. Firefighters do not receive overtime for hours worked over 40 hours. The fire station is staffed 24/7/365 days a year.

**Why not three 8 hour shifts instead of one 24 hour shift? Wouldn't that be more cost effective?**

Actually, it is more cost effective for firefighters to work 24 hour shifts. Firefighters work an average of 56 hours per week. If staffed with 8 hour shift employees, it would require overtime for hours worked per week, exceeding 40. An 8 hour shift schedule would require 30% more firefighters to provide the same daily staffing levels as is currently maintained.

**Why do firefighters sleep at the fire station?**

Firefighters in Richmond Heights, along with most firefighters in North America work 24 hour shifts. Irrespective of the time of day or night, firefighters will respond 24/7/365 days a year. Station duties and training activities are completed throughout the day. At night firefighters are permitted to sleep in order to maintain energy and a sharp mind when requested to respond.

