

Kidde Recalls Dual Sensor Smoke Alarm Due to Potential Safety Risk


Recall Summary

Brand Name, Model of Affected Product:
Kidde Dual Sensor (Photoelectric and Ionization)
Smoke Alarms – Models PI2010 and PI9010

Hazard: A yellow protective cap in limited instances may have been left on one of the two smoke sensors in affected products during the manufacturing process, which could compromise the smoke alarms' ability to detect smoke.

Remedy: Replace affected smoke alarms that contain the yellow protective cap.

To review the full CPSC press release, click [here](#).

Review the Identification Guide to help determine if you have an affected smoke alarm. 

If your unit is affected, please continue and register for a replacement.

[CLICK HERE TO START YOUR REGISTRATION](#)

If your unit is **not affected**, no further action is needed.

Contact the Richmond Heights Division of Fire at (216) 383-6325 if you have any questions about smoke alarms in your home.

Thank you.

Identify Your Smoke Alarm

Compare your alarm model to other smoke alarm models. Affected units are identical to the alarm featured in the green box. All other smoke alarms are not affected by this product notice.

Affected



Non-Affected



Look for this pill shaped design on the front of the unit. This feature is slightly raised and is unique to this alarm.

If your alarm matches this design, please proceed to the next step.

Locate Model and Date Code

Examine the back of the unit.




Locate the model number. The model should read PI9010 or PI2010.

Locate date code. If the date code is within range (2016 Sep. 10 through 2017 Oct. 13) proceed to next step.


Locate Protective Yellow Cap

If your unit matches the above criteria, check to see if one of the alarm components is covered by a protective yellow cap. This cap is hidden within the alarm but can be seen by looking into an opening on the side of the alarm.



Protective yellow cap. 



Look on the back of the alarm and locate the locking tab shown. 

Turn the alarm on its side and look at the opening closest to the locking tab. If a yellow cap can be seen in the opening the unit is affected and must be replaced.

Affected



Locking tab.

Yellow cap is visible, request a replacement immediately and reinstall until replacement arrives! 

Not Affected



No yellow cap is visible. Unit is not affected.

Contact Kidde for Replacement

Call 1-833-551-7739
or visit www.kidde.com and select
"Product Safety Recall Notice".

Locate UL Issue Number

When calling, be prepared to provide the unique UL issue number for verification purposes. The number is present on a label on the back of the alarm.



ISSUE NO. XXXXX

UL issue number