

2011 RICHMOND HEIGHTS POLICE DEPARTMENT ANNUAL REPORT



Richmond Heights Police Dept.

27201 HIGHLAND ROAD
RICHMOND HEIGHTS, OHIO 44143-1429
Phone (216) 486-1234
Fax (216) 383-6322



GENE P. ROWE, CLEE
CHIEF OF POLICE



DANIEL J. URSU
MAYOR

March 29, 2012

To: The Honorable Mayor Daniel J. Ursu

From: Chief Gene P. Rowe

*Subject: **DIVISION OF POLICE – 2011 ANNUAL REPORT***

The following pages contain the 2011 Annual Report. The annual activities in 2011 decreased compared to the activities in 2010. The number of Computer Aided Dispatch (CAD) entries, which is the most accurate account of all department activity, including calls for service, decreased by 4% from 2010 (from 27,219 to 26,120).

There were some changes in our crime statistics. Our Part I Crimes were up 36% from 2010. The total number increased from 354 to 483. Auto Thefts increased by 250% (+21). The number of larcenies was up in 2011 by 94 or 33%. There were eleven (11) more burglaries in 2011 than in 2010, a trend similar to our neighboring communities. Robberies and assaults were slightly up, robberies from 8 to 10 and assaults from 14 to 20.

Statistics relative to the number of traffic crashes, arrests and traffic citations were also slightly different in 2011. In 2010 we had a total of 322 accidents compared with 324 in 2011. There were 148 fewer traffic citations issued in 2011. This was due to the decrease in staffing and less uncommitted time for officers to conduct traffic enforcement.

There were 417 adult prisoners incarcerated in the city jail, up 8% from 2010. The average length of stay for an adult prisoner in 2011 was 41.5 hrs. and the average daily population in the jail was 3.1. There was a decrease in the number of juveniles filed on in Juvenile Court, due in large to our Juvenile Diversion Program. There were 56 juveniles filed on in 2010 compared to 156 in 2010.

The police department was not able to conduct the DARE Program in 2011 due to low staffing and reduced overtime.

The police department applied for two grants in 2011 in an effort to bring back some of the laid off personnel, and to purchase an automated fingerprint device for use in the station and detective bureau. The COPS Hiring Recovery Grant Program (CHRP) was re-opened in 2011 for agencies that were still on the list from 2010. Again the grant was very competitive considering the number of agencies nationwide that were competing for the dollars. As in 2010,

we were not awarded either grant. In the case of the COPS Grant, we were able to show the need, but our crime statistics were not as high as some other agencies, which brought down our overall score/rating. We did not receive an award for the fingerprint device either, the reason cited again was that more dollars were requested by agencies than there were grant dollars available.

Since the staff reductions in 2009, the department has not had its remaining full time complement of sworn officers (17) available for duty until June 21, 2010. From December 2008 until June of 2010 there had been one or two officers out for various medical problems. Each time one officer would return to duty, another one would go out. This trend began again in March of 2011. From March 2011 until the end of December we were short one officer due to injury or other medical condition. Our staff of dispatchers is still down, requiring overtime to cover sick leaves, vacations and training.

The year 2011 was a challenging one for the police department and the city alike. The police department continues to find itself in a position of reacting to situations rather than preventing or reducing the frequency of these situations, an exercise in trying to maintain a status quo. As we try to maintain and things around us continue to change, we will not be able to maintain, but will go backwards. Though crime patterns may fluctuate, the demands for police service and the mandates placed upon the police service by new laws with more cumbersome arrest procedures, continues. The added burden of following specific procedures and completing the associated paperwork, takes the officers off of the street for longer periods of time. This reduces the amount of uncommitted time that officers have to be proactive.

The police department will continue to strive to meet new challenges without reducing the quality of service that the residents have come to expect, but this will be difficult in 2012 as resources in staff, equipment and dollars continues to decline. I acknowledge the hard work and dedication of all of the members of the police department for their efforts in 2011. I am also grateful for the support and assistance provided to us by the surrounding police agencies who were aware of our staffing situation and offered their assistance if needed. I would also like to thank you, and the other department heads for their cooperation and teamwork. A special thank you goes out to the Law Department, Director Todd Hunt and City Prosecutor Jon Greenberg for their valuable assistance day in and day out.

Respectfully submitted,



*Gene P. Rowe, CLEE
Chief of Police*

CITY OF RICHMOND HEIGHTS POLICE DEPARTMENT

The Richmond Heights Police Department as of December 31, 2011, consisted of seventeen (17) full-time police officers, one (1) part-time police officer, one (1) Secretary to the Chief, five (5) deputy clerks of court or dispatchers, one (1) part-time dispatcher, one (1) school guard and eleven (11) auxiliary police officers.

ROSTER

Chief.....	Gene P. Rowe
Secretary to the Chief.....	Jennifer Schultz
Lieutenant.....	Robert Glaettli
Sergeants.....	Mickey Keri, Michael Gerl, Richard Olexa, Brian Rinas, Denise Debiase
Detectives.....	Charles Duffy, Darren Porter
Secretary to the Detective Bureau.....	Vacant
Patrolmen.....	Steven Molle, Marc Davis, Todd Leisure, James Kohler, Brian McCallister, Eric McFarland, David Jake, Joseph Arbogast
Part-time Patrolman.....	Timothy Casto
Corrections Officer.....	Vacant
Part-time Corrections Officers.....	Vacant
Dispatchers/Deputy Clerks.....	Mary Delgado, Joseph Casarona, Kathy Guido, Angela Fishburn, Lindsay Schieferstein
Part-time Dispatcher(s).....	Brenda Sparks
School Guard.....	Valerie Znidarsic

HIRED

0

RETIRED

0

RESIGNED

Aux. Sgt. Dennis Kolovich

Aux. Officer Michael Glem

Aux. Officer Michael Savino

EDUCATION

CHIEF GENE ROWE

FIREARMS TRAINING	3.0 HOURS
CHIEFS' IN-SERVICE	14.0 HOURS
PELC RE-TRAINER	10.0 HOURS
FBI FALL RE-TRAINER	14.0 HOURS

LT. ROBERT GLAETTLI

FIREARMS TRAINING	7.0 HOURS
OVI CHECKPOINT AND LEGAL REVIEW	3.0 HOURS
STATE AND LOCAL ANTI-TERRORISM TRAINING	16.0 HOURS
ATTORNEY GENERAL'S LAW ENFORCEMENT CONFERENCE	16.0 HOURS
CODIS DNA COLLECTION	1.0 HOURS
TASER	2.0 HOURS

SGT. MICKEY KERI

FIREARMS TRAINING	6.0 HOURS
CODIS DNA COLLECTION	1.0 HOURS
TASER	2.0 HOURS

DET. MICHAEL GERL

FIREARMS TRAINING	4.0 HOURS
TASER	2.0 HOURS

SGT. RICHARD OLEXA

FIREARMS TRAINING	6.0 HOURS
HOSTAGE NEGOTIATOR TRAINING	24.0 HOURS
OVI CHECKPOINT AND LEGAL REVIEW	3.0 HOURS
CRISIS NEGOTIATOR TEAM TRAINING	24.0 HOURS
INTOXILIZER 8000 TRAINING	8.0 HOURS
TASER	2.0 HOURS

SGT. BRIAN RINAS

FIREARMS TRAINING	1.0 HOURS
ULTIMATE SURVIVAL INSTINCTS	16.0 HOURS
CODIS DNA COLLECTION	1.0 HOURS
TASER	2.0 HOURS

SGT. DENISE DEBIASE

FIREARMS TRAINING	5.0 HOURS
CODIS DNA COLLECTION	1.0 HOURS
TASER	2.0 HOURS

DET. CHARLES DUFFY

FIREARMS TRAINING	6.0 HOURS
STATE AND LOCAL ANTI-TERRORISM TRAINING	16.0 HOURS
CELL PHONE ANALYSIS FOR L.E.	8.0 HOURS
INTRODUCTION TO DEATH SCENE INVESTIGATION	8.0 HOURS
TASER	2.0 HOURS

PTL. DARREN PORTER

FIREARMS TRAINING	6.0 HOURS
FIRST AID/BUDDY AID FOR POLICE	8.0 HOURS
INTRODUCTION TO DEATH SCENE INVESTIGATION	8.0 HOURS
CODIS DNA COLLECTION	1.0 HOURS
SWAT	96.0 HOURS
TASER	2.0 HOURS

PTL. STEVEN MOLLE

FIREARMS TRAINING	6.0 HOURS
SWAT TRAINING	96.0 HOURS
SNIPER TRAINING	32.0 HOURS
TASER	2.0 HOURS

PTL. MARC DAVIS

FIREARMS TRAINING	4.0 HOURS
CODIS DNA COLLECTION	1.0 HOURS
SPAN BOMB SQUAD TRAINING	64.0 HOURS
TASER	2.0 HOURS

PTL. TODD LEISURE

FIREARMS TRAINING	6.0 HOURS
CODIS DNA COLLECTION	1.0 HOURS
TASER	2.0 HOURS

PTL. JAMES KOHLER

FIREARMS TRAINING	5.0 HOURS
EMERGENCY RESPONSE AND PURSUIT DRIVING	16.0 HOURS
CODIS DNA COLLECTION	1.0 HOURS
TASER	2.0 HOURS

PTL. BRIAN MCCALLISTER

FIREARMS TRAINING	5.0 HOURS
EMERGENCY RESPONSE AND PURSUIT DRIVING	16.0 HOURS
CODIS DNA COLLECTION	1.0 HOURS
TASER	2.0 HOURS

PTL. MCFARLAND

FIREARMS TRAINING	7.0 HOURS
AR15/M16 ARMORER TRAINING	16.0 HOURS
CODIS DNA COLLECTION	1.0 HOURS
TASER	2.0 HOURS

PTL. DAVID JAKE

FIREARMS TRAINING	6.0 HOURS
STATE AND LOCAL ANTI-TERRORISM TRAINING	16.0 HOURS
CODIS DNA COLLECTION	1.0 HOURS
TASER	2.0 HOURS

PTL. JOSEPH ARBOGAST

FIREARMS TRAINING	6.0 HOURS
CONCEALED COMPARTMENTS IN MOTOR VEHICLES	8.0 HOURS
CODIS DNA COLLECTION	1.0 HOURS
TASER	2.0 HOURS

PTL. TIMOTHY CASTO

FIREARMS TRAINING	5.0 HOURS
K-9 TRAINING	192.0 HOURS
SPECIAL PURPOSE K-9 UNIT EVALUATION	16.0 HOURS
CODIS DNA COLLECTION	1.0 HOURS
GRADUATED DRIVERS LICENSING	.5 HOURS
OVI STATUTORY REVIEW	.5 HOURS
SB77 EFFECT ON INVESTIGATIVE PROCEDURES	.5 HOURS
TASER	2.0 HOURS

DSP. JOSEPH CASARONA

ACTIVE SHOOTING RESPONSE	8.0 HOURS
--------------------------	-----------

DSP. KATHY GUIDO

ADVANCED LAW ENFORCEMENT DISPATCH	? HOURS
-----------------------------------	---------

ORGANIZATIONAL CHART SUMMARY

Traffic Bureau

The responsibilities of the Traffic Bureau are:

1. Accident investigation
2. Traffic control devices
3. Traffic engineering
4. Abandoned vehicles
5. Training in use of traffic equipment
6. Auxiliary Police
7. School Guards

Uniform Division

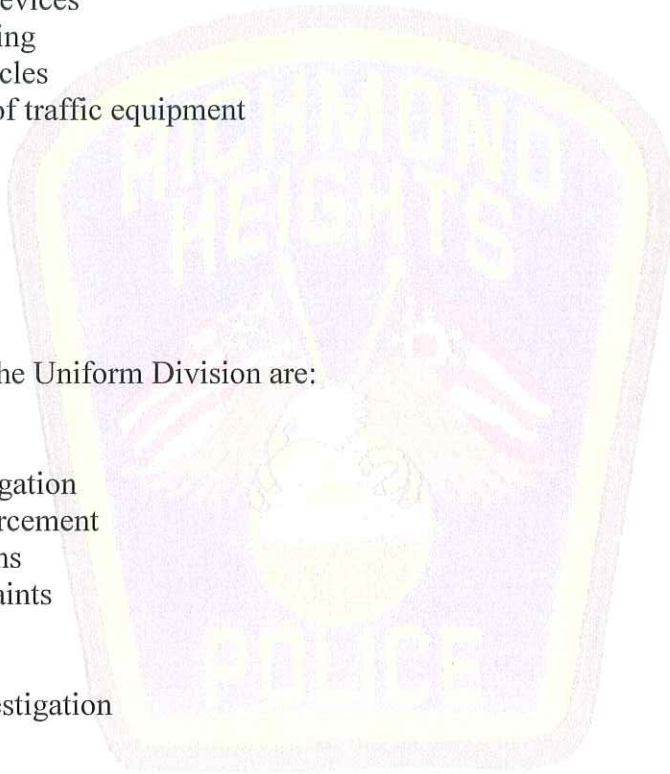
The responsibilities of the Uniform Division are:

1. Basic patrol
2. Accident investigation
3. Traffic law enforcement
4. Parking violations
5. Citizens' complaints
6. Direct traffic
7. Alarm drops
8. Preliminary investigation

Detective Bureau

The responsibilities of the Detective Bureau are:

1. Investigation and follow-up
2. Vice and gambling
3. Narcotics
4. Liquor violations
5. Sex offense
6. Preparation of cases for Grand Jury
7. Crime patrol
8. Court officer

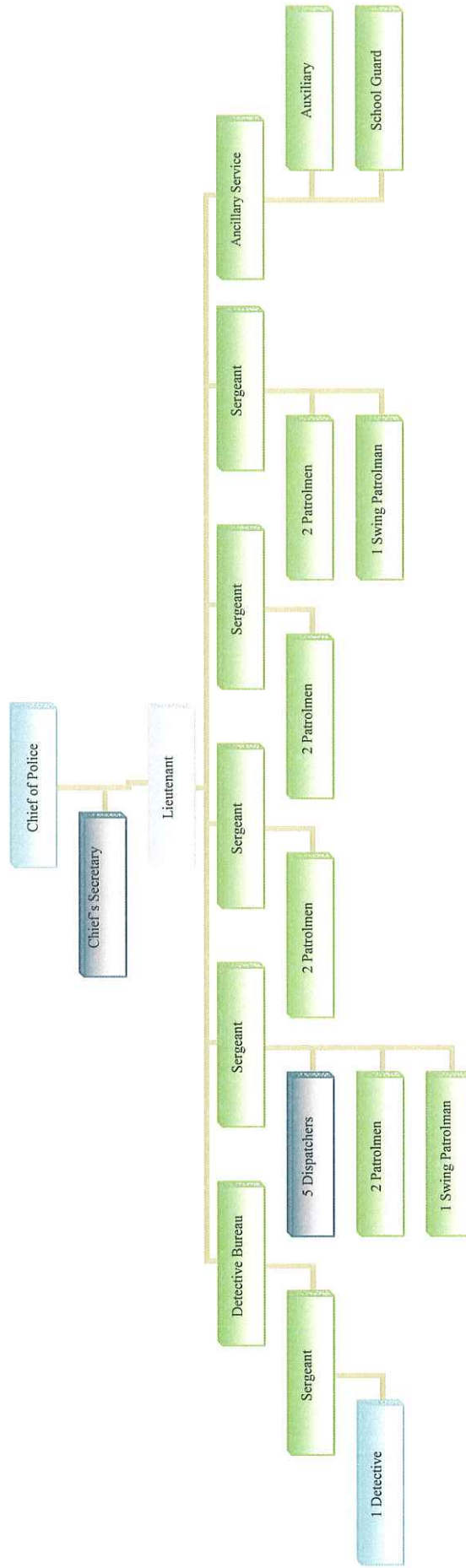


Jail Administrator

The responsibilities of the Jail Administrator are:

1. Review existing policies and procedures.
2. Formulate policy and procedure consistent with State Jail Standards.
3. Assist in investigating all cases of alleged brutality and report finding to Chief of Police.
4. Assist in investigating deaths that occur while a prisoner is in our custody.
5. Assist in investigating attempted suicides in our jail.
6. Investigate all other complaints regarding prisoners that are referred from a shift commander.
7. Act as liaison between our department and all other departments and agencies that are concerned with prisoners and their housing/handling.
8. Responsible for the physical plant, supplies, and equipment relating to jail functions.
9. Resolve problems and provide services that cannot be handled at the shift commander level.
10. Maintain all necessary records and paperwork.
11. Conduct monthly sanitary and security inspections.
12. Conduct yearly jail inspections.
13. Compile and complete reports detailing jail statistics for year end report.

RICHMOND HEIGHTS POLICE DEPARTMENT CHAIN OF COMMAND



CRIME RATE

	2009	2010	2011
1. HOMICIDE	0	0	0
2. RAPE	0	0	0
3. ROBBERY	16	7	6
4. AGGRAVATED ASSAULT	11	2	3
5. BURGLARY: TOTAL NUMBER	36	31	45
ACTUAL RESIDENTIAL	16	15	32
COMMERCIAL	10	7	6
APARTMENT	10	9	7
ATTEMPTED RESIDENTIAL	1	3	3
COMMERCIAL	0	0	1
APARTMENT	1	1	1
6. LARCENY	254	242	305
7. MOTOR VEHICLE THEFT	21	8	29
8. SIMPLE ASSAULT	24	10	12
9. ARSON	1	1	0
10. FORGERY	4	2	0
11. FRAUD	26	42	58
12. EMBEZZLEMENT	0	0	0
13. RECEIVING STOLEN PROPERTY	3	6	1
14. VANDALISM/CRIMINAL DAMAGE	42	55	46
15. ILLEGAL USE OF WEAPONS	2	0	0
16. PROSTITUTION	0	0	0
17. OTHER SEX OFFENSES	4	6	14
18. DRUGS	11	17	15
19. GAMBLING	0	0	0
21. OPERATING A VEHICLE UNDER THE INFLUENCE	10	23	13
22. STATE LIQUOR LAW VIOLATION	1	2	8
23. PUBLIC INTOXICATION	8	10	3
24. DISORDERLY CONDUCT	21	24	26

CASES CLEARED BY ARREST OR OTHER MEANS

	2009	2010	2011
1. HOMICIDE	0	0	0
2. RAPE	0	0	0
3. ROBBERY	8	5	1
4. AGGRAVATED ASSAULT	10	2	1
5. BURGLARY	5	3	1
6. LARCENY	144	126	146
7. MOTOR VEHICLE THEFT	1	0	10
8. SIMPLE ASSAULT	19	10	9
9. ARSON	1	0	0
10. FORGERY	1	2	0
11. FRAUD	22	15	4
12. EMBEZZLEMENT	0	0	0
13. RECEIVING STOLEN PROPERTY	3	6	1
14. VANDALISM/CRIMINAL DAMAGE	8	11	8
15. ILLEGAL USE OF WEAPONS	2	0	0
16. PROSTITUTION	0	0	0
17. OTHER SEX OFFENSES	3	4	4
18. DRUGS	11	14	9
19. GAMBLING	0	0	0
21. OPERATING A VEHICLE UNDER THE INFLUENCE	10	23	13
22. STATE LIQUOR LAW VIOLATION	1	2	8
23. PUBLIC INTOXICATION	8	10	3
24. DISORDERLY CONDUCT	21	24	26

INCIDENT/COMPLAINT REPORTS

	2009	2010	2011
ANIMAL COMPLAINTS	323	251	220
ASSISTANCE RENDERED (MISC. & PUSHBAR)	202	144	101
ASSISTANCE RENDERED (FIRE / SQUAD	9	12	4
ASSIST OTHER AGENCY	77	46	19
BICYCLES FOUND	7	15	7
BOMB THREATS	0	0	0
BUILDING CODE VIOLATIONS	28	11	5
CHILD ABUSE/NEGLECT	2	1	1
CIVIL MATTER	46	31	35
CONDITION REPORT	184	194	244
COUNTERFEIT CURRENCY	5	2	6
CREDIT CARD OFFENSE	14	6	27
CURFEW VIOLATIONS	3	1	3
DISTURBANCE	472	483	448
DOMESTIC DISPUTES	176	184	253
DUMPING/LITTERING	3	7	5
FINGERPRINTING	100	38	34
FRAUD/GASOLINE DRIVE-OFFS	2	1	5
HANG-UP/911	75	69	110
INFORMATION	211	208	206
JUVENILE COMPLAINTS	103	95	122
LABOR PROBLEMS	0	0	0
MENACING	10	6	11
MENTAL DISTURBED PERSON	29	30	26
MISSING PERSON	24	22	30
MOTOR VEHICLE ACCIDENT/NO REPORT	68	57	49
MOTOR VEHICLE COMPLAINTS	451	464	445
MUTUAL AID (RECEIVED)	30	61	54
OBSTRUCTING OFFICIAL BUSINESS	3	0	5
OPEN DOOR/WINDOW	52	58	59
PHONE CALLS (ANNOYING, SUSPICIOUS, THREATENING)	60	45	43
POSTAL OFFENS	0	1	1
PROPERTY/DAMAGE TO	40	25	19
PROPERTY/FOUND	53	39	57
PROPERTY/LOST/MISSING	26	32	29
PROWLERS	0	0	0
PUBLIC ACCIDENTS	0	0	0
PRIVATE ACCIDENTS	0	0	0
SNOW COMPLAINTS	30	33	18
SOLICITORS COMPLAINTS	27	27	29
SUSPICIOUS AUTO/NOISE/PERSON	636	494	589
TRAFFIC COMPLAINTS	124	116	133
TRAFFIC ARREST/DUS	84	130	90
TRANSPORTATION	190	94	83
TRESPASSING	10	6	9
WELFARE CHECK	123	115	114

OTHER ACTIVITIES

	2009	2010	2011
1. ABANDON AUTOMOBILES	28	29	32
2. ALARM DROPS	762	662	710
3. CAD ENTRIES	29,951	27,097	25,978
4. DOA	11	5	18
5. PARKING VIOLATIONS ISSUED	500	295	352
6. TRAFFIC CITATIONS ISSUED	2,047	2,310	2,169
7. VEHICLES TOWED	216	199	185
8. LOCK-OUTS (VEHICLE)	531	583	499
(HOUSE)	14	11	12
9. HOUSEWATCHES	74	48	47

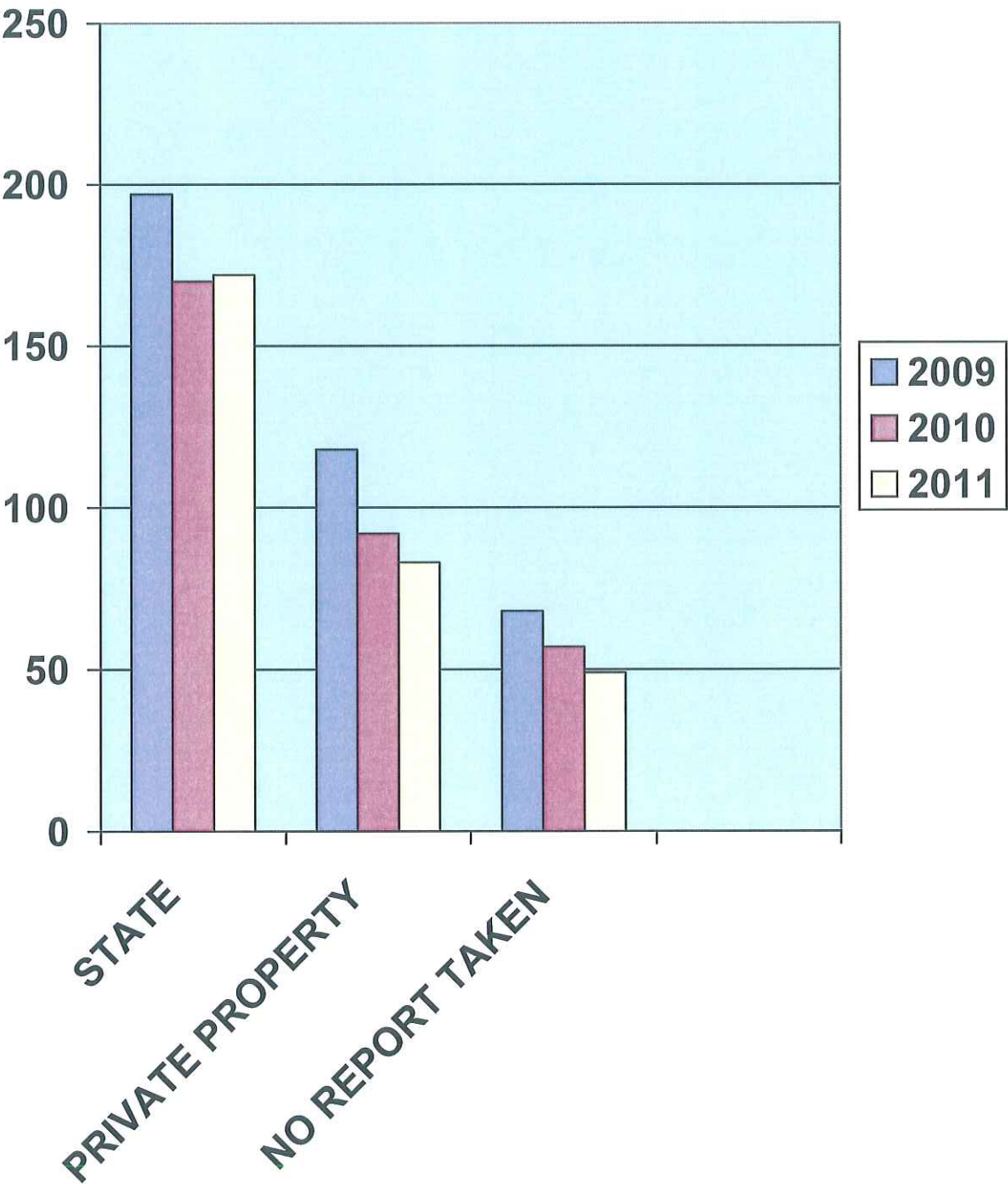
RESPONSE TO RESISTANCE REPORTS

	2009	2010	2011
<u>Number of Incidents</u>	8	8	6
<u>Type of Force Used</u>			
1. Firearm	0	0	0
2. ASP Baton	0	0	0
3. OC (Pepper) Spray	0	0	0
4. ECW (Taser)	0	3	2
5. Bodily	16	15	6
6. Bean Bag	0	0	0
7. Other	0	1	2

TRAFFIC ACCIDENTS

	2009	2010	2011
<u>STREETS AND HIGHWAYS</u>			
1. TOTAL NUMBER	197	173	172
2. PROPERTY DAMAGE	11	2	3
3. INJURIES	61	42	30
4. FATALITIES	0	0	0
5. CITATIONS ISSUED	168	148	152
6. JUVENILE DRIVERS	17	10	12
7. HIT-SKIP	6	4	3
8. PEDESTRIAN INVOLVED	1	1	3
<u>PRIVATE PROPERTY</u>			
1. TOTAL NUMBER	118	92	83
2. PROPERTY DAMAGE	8	2	0
3. INJURIES	6	4	2
4. FATALITIES	0	0	0
5. CITATIONS ISSUED	5	5	7
6. JUVENILE DRIVERS	4	4	4
7. HIT-SKIP	10	14	9
8. PEDESTRIAN INVOLVED	2	1	0
<u>CITATIONS ISSUED FOR ACCIDENTS</u>			
313.03 RED LIGHTS	7	1	3
331.07 PASSING ZONE	0	0	0
331.08 CONTINUOUS LANES/LINES	7	7	8
331.10 TURNING AT INTERSECTION	0	1	2
331.13 STARTING/BACKING	4	5	5
331.17 YIELD MAKING LEFT TURN	10	13	11
331.19 STOP SIGN	6	2	2
331.21 YIELD TO SAFETY VEHICLES	0	0	0
331.22 YIELD WHEN EXITING PRIVATE DRIVE	14	6	12
331.34 FAILURE TO CONTROL	11	22	15
333.01 O.V.I.	4	1	1
333.09 RECKLESS OPERATION	1	0	0
333.03 ASSURED CLEAR DISTANCE	75	63	62
333.08 FULL TIME AND ATTENTION	1	1	2
335.01 OPERATOR'S LICENSE REQUIRED	9	2	4
335.07 DRIVING UNDER SUSPENSION	6	1	4
335.12 DUTY TO STOP AFTER ACCIDENT-STREET	3	1	1
335.13 DUTY TO STOP AFTER ACCIDENT-PRIVATE	2	0	1
335.14 NOTIFY OWNER OF REALESTATE DAMAGE	0	1	0
345.10 RECKLESS OPERATION IN SHOPPING CENTER	0	1	1
345.11 YIELD RIGHT OF WAY IN SHOPPING CENTER	0	0	0
345.12 DUTY TO STOP AFTER ACC. IN SHOPPING CTR	0	0	0
OTHER MISCELLANEOUS CITATIONS	25	22	25

TRAFFIC ACCIDENT CHART



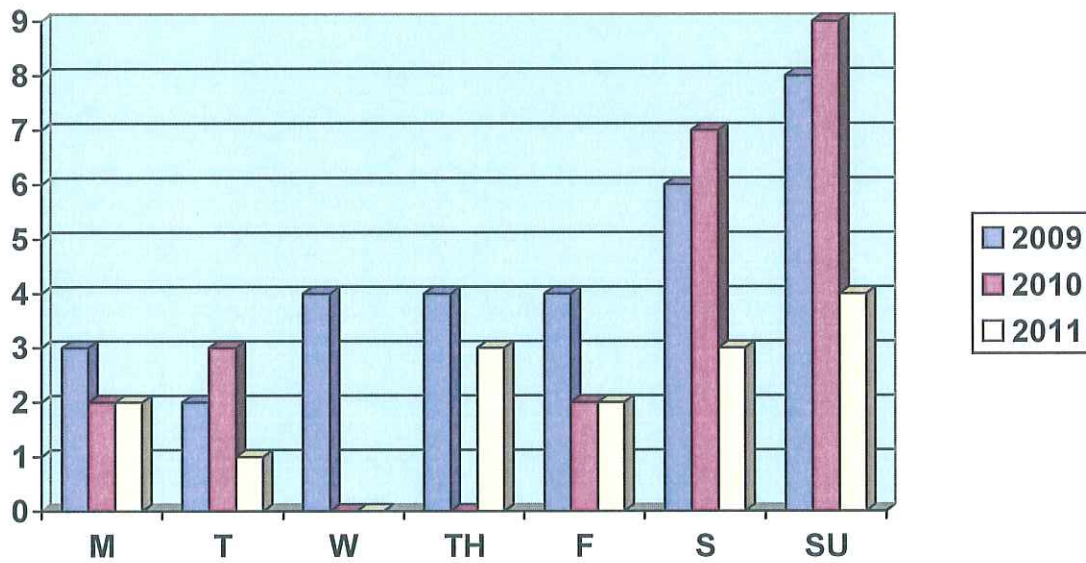
OPERATING A VEHICLE UNDER THE INFLUENCE OF ALCOHOL ARREST REPORT

	2009	2010	2011
TOTAL O.V.I. CASES	31	23	15
<u>CHARGED WITH PHYSICAL CONTROL</u>	1	6	1
<u>CHARGED WITH O.V.I.</u>			
BREATH TEST	18	17	11
BLOOD TEST	1	3	1
URINE TEST	0	0	0
REFUSAL	13	5	4
<u>O.V.I WITH ACCIDENT</u>	4	3	3
<u>TIME OF OCCURRENCE</u>			
12:00 AM TO 3:00 AM	13	15	8
3:00 AM TO 12:00 PM	6	2	2
12:00 PM TO 12:00 AM	12	6	5

O.V.I. STATISTICS BY DAY

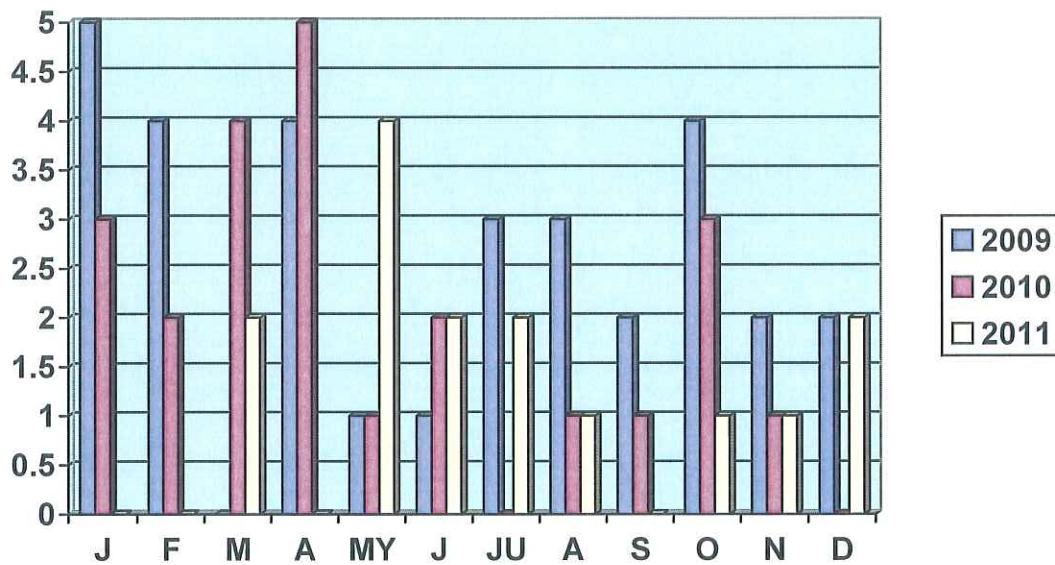
NUMBER OF ARRESTS BY DAY OF THE WEEK

	2009	2010	2011
MONDAY	3	2	2
TUESDAY	2	3	1
WEDNESDAY	4	0	0
THURSDAY	4	0	3
FRIDAY	4	2	2
SATURDAY	5	7	3
SUNDAY	9	9	4



O.V.I. STATISTICS BY MONTH

	2009	2010	2011
NUMBER OF ARRESTS BY MONTH			
JANUARY	5	3	0
FEBRUARY	4	2	0
MARCH	0	4	2
APRIL	4	5	0
MAY	1	1	4
JUNE	1	2	2
JULY	3	0	2
AUGUST	3	1	1
SEPTEMBER	2	1	0
OCTOBER	4	3	1
NOVEMBER	2	1	1
DECEMBER	2	0	2



SPECIAL RECOGNITION TO THE FOLLOWING OFFICERS FOR O.V.I. ARRESTS IN 2011

Ptl. McCallister

MOTOR VEHICLE THEFT

<u>LOCATION</u>	2009	2010	2011
RICHMOND TOWN SQUARE	2	0	6
HILLTOP PLAZA	0	0	0
LOGANBERRY RIDGE	8	2	5
DORCHESTER VILLAGE	4	1	1
RICHMOND PARK APARTMENTS	1	0	3
OTHER RESIDENCE	5	4	10
OTHER BUSINESS	1	1	3

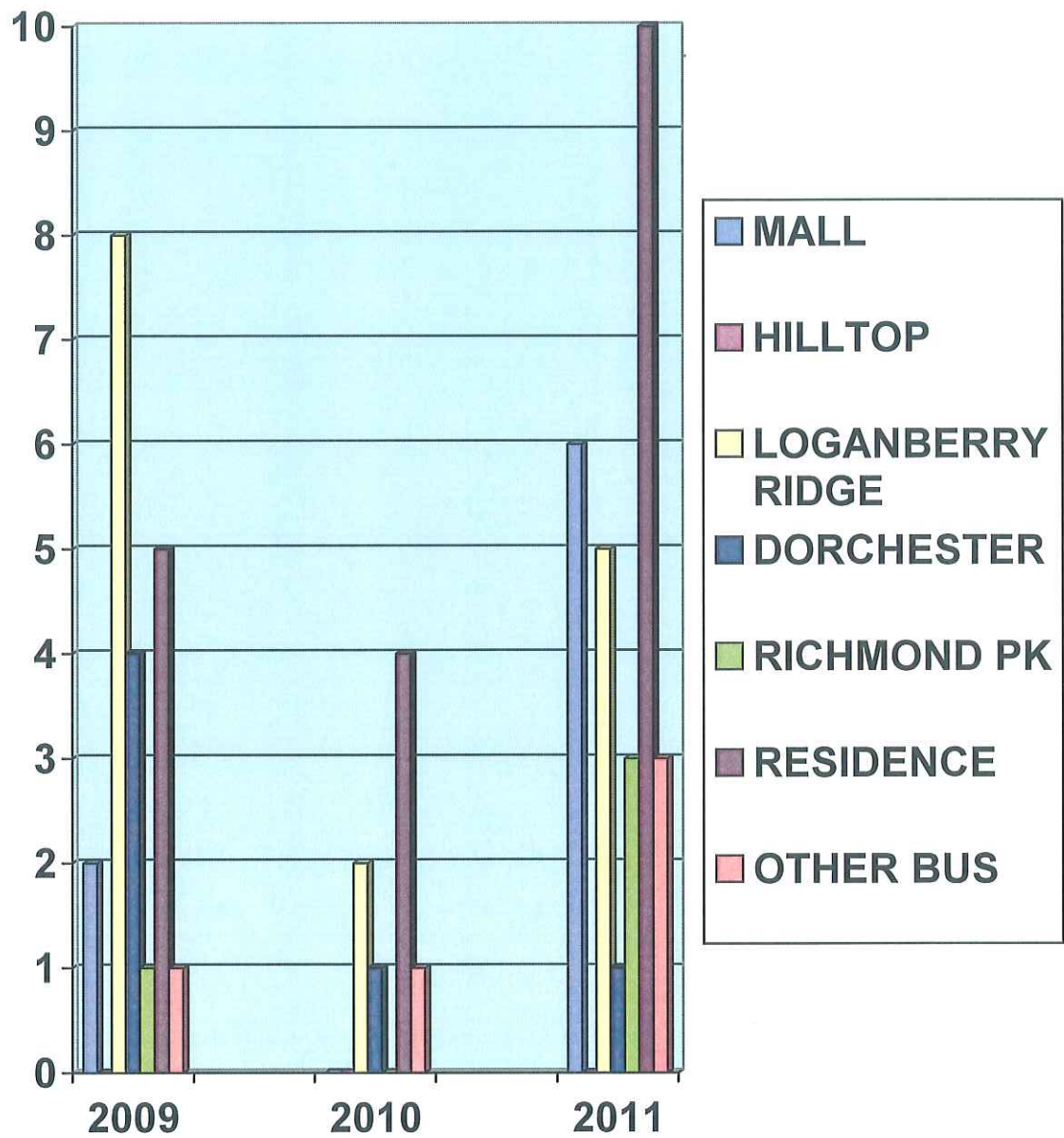
<u>TOTAL STOLEN LOCALLY</u>	2009	2010	2011
ATTEMPTS	3	0	2
ACTUAL	21	8	28
UNFOUNDED	0	0	0

<u>RECOVERIES</u>	2009	2010	2011
STOLEN LOCALLY, RECOVERED LOCALLY	2	0	4
STOLEN LOCALLY, RECOVERED ELSEWHERE	14	6	7
STOLEN ELSEWHERE, RECOVERED LOCALLY	6	5	5

<u>UNAUTHORIZED USE</u>	5	4	6
-------------------------	---	---	---

<u>RECOVERIES</u>			
UNAUTHORIZED USE, RECOVERED LOCALLY	2	1	3
UNAUTHORIZED USE, RECOVERED ELSEWHERE	2	0	1

MOTOR VEHICLE THEFT



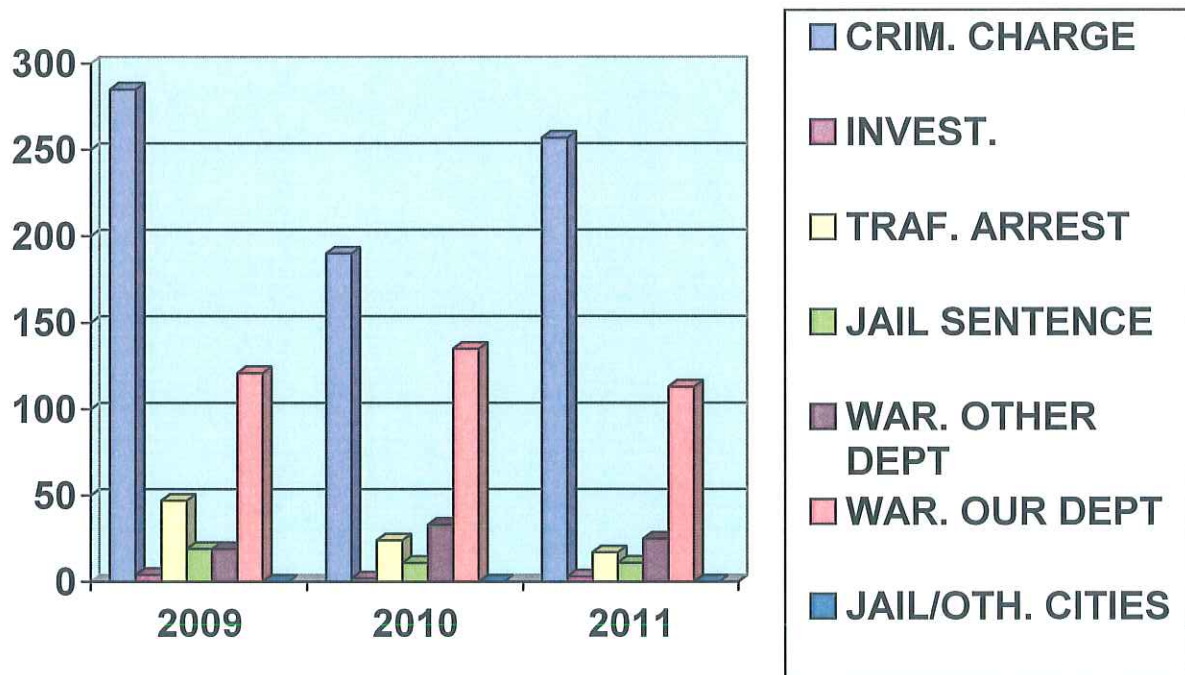
PERSONS CHARGED/HELD IN CUSTODY

ADULTS

	2009	2010	2011
MALES	286	232	267
FEMALES	209	163	158

REASON HELD:

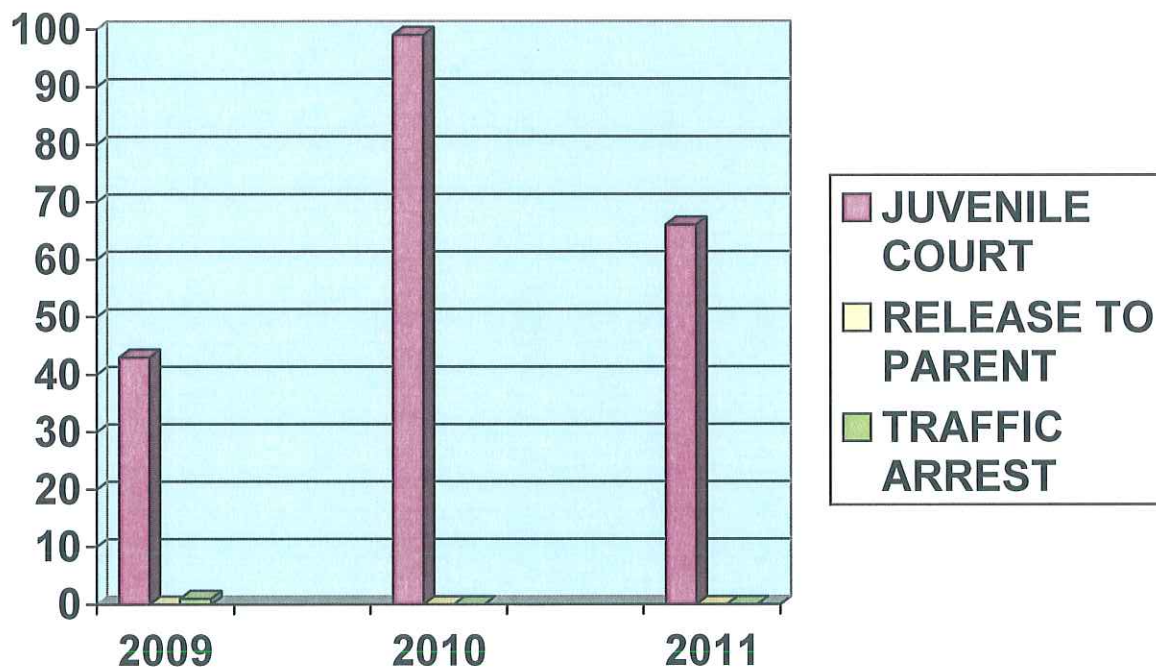
CRIMINAL CHARGES FILED	273	190	257
INVESTIGATION	4	2	3
TRAFFIC ARRESTS	59	24	17
JAIL SENTENCE	19	11	11
WARRANT, OTHER DEPARTMENT	19	33	25
WARRANT, OUR DEPARTMENT	121	135	113
PRISONERS HOUSED FOR OTHER CITIES	0	0	0
TOTAL	495	395	425



PERSONS CHARGED/HELD IN CUSTODY

JUVENILES

	2009	2010	2011
MALES	33	34	30
FEMALES	10	8	7
REASON HELD:			
ADULT COURT	0	0	0
JUVENILE COURT	43	99	66
TRANSFERRED TO OTHER DEPT.	0	0	0
TRANSFERRED TO WELFARE DEPT.	0	0	0
TRAFFIC ARREST	1	0	0
CHARGED – NOT HELD	1	57	19
TOTAL	45	156	56



RICHMOND HEIGHTS POLICE

2011 Jail Statistics

Submitted by Sgt. Olexa

Total Population

The Richmond Heights Police Department held a total of **417 adults** and **52 juveniles** during the calendar year 2011. A further analysis of these figures is as follows:

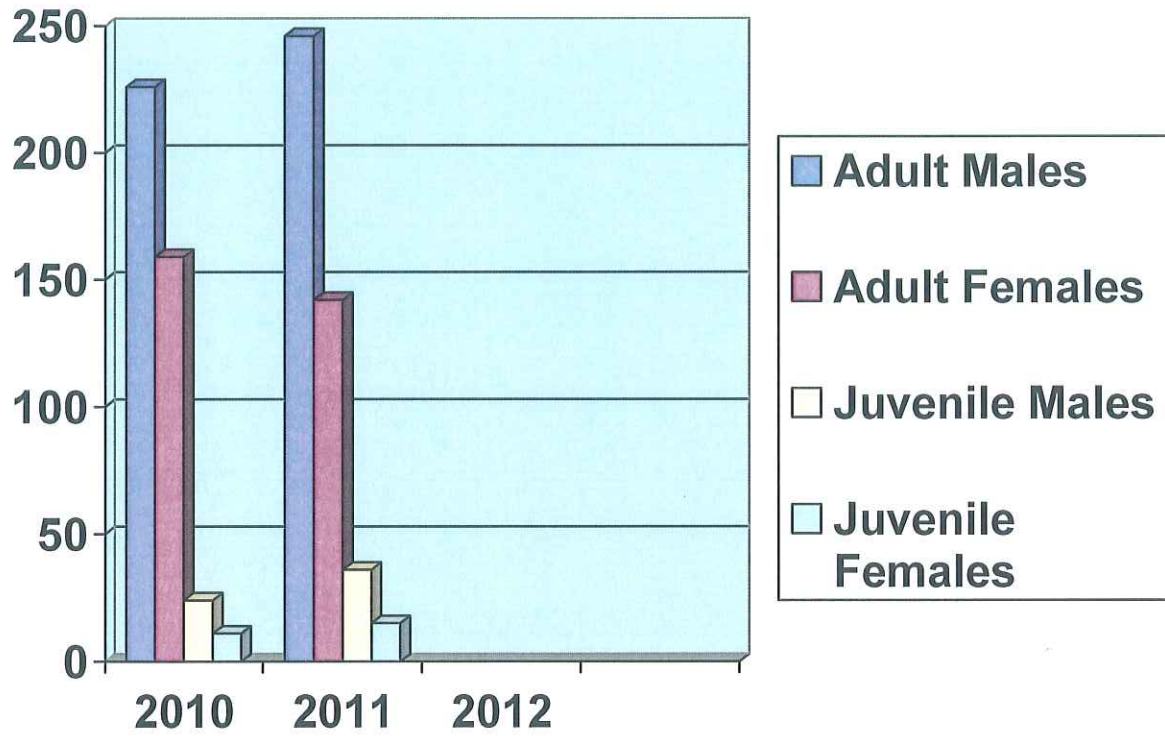
Gender

247 Adult Males	59 % of the total population
170 Adult Females	41 % of the total population
36 Juvenile Males	69 % of the total population
16 Juvenile Females	31 % of the total population

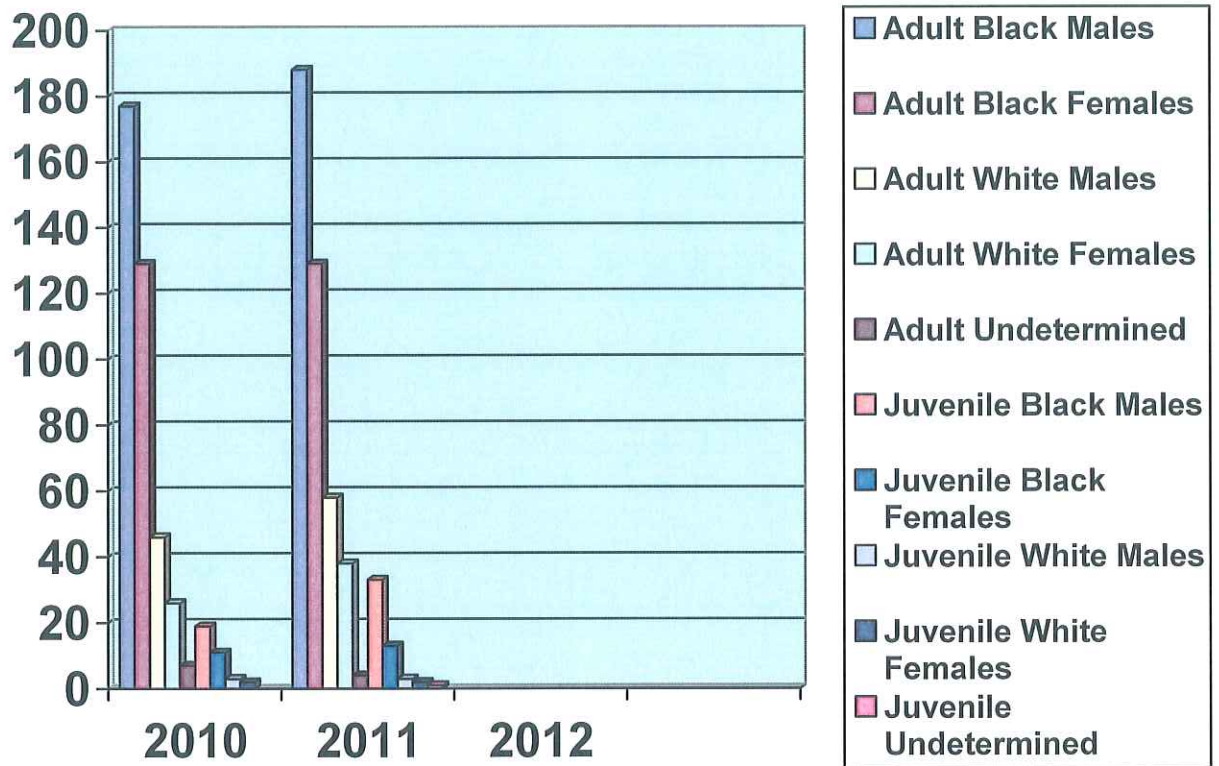
Race/Gender

188 Adult Black Males	45 % of the total population
129 Adult Black Females	31 % of the total population
58 Adult White Males	14 % of the total population
38 Adult White Females	9 % of the total population
4 Other/Undetermined Adults	1 % of the total population
33 Juvenile Black Males	63 % of the total population
13 Juvenile Black Females	25 % of the total population
3 Juvenile White Males	6 % of the total population
2 Juvenile White Females	4 % of the total population
1 Other/Undetermined Males	2 % of the total population

Jail Population by Gender



Jail Population by Race/Gender



Length of Stay

(Average in Days, Hours, and Minutes)

	Days	Hours	Minutes
Adult Black Males	2	6	35
Adult Black Females	1	5	38
Adult White Males	1	15	32
Adult White Females	0	21	55
Juveniles	0	1	37

Daily Counts

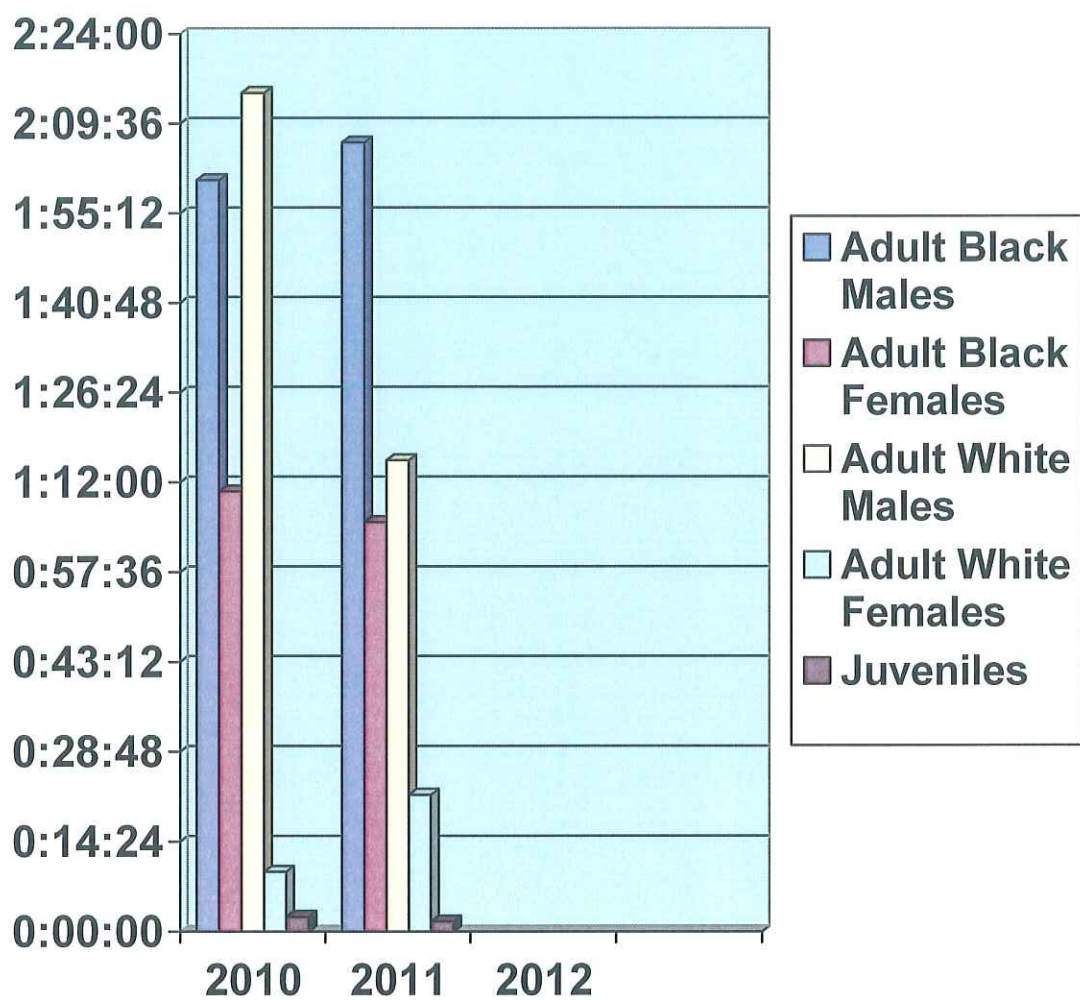
(Adult Prisoners Only)

Low – 0

High – 9

Average = 3.1

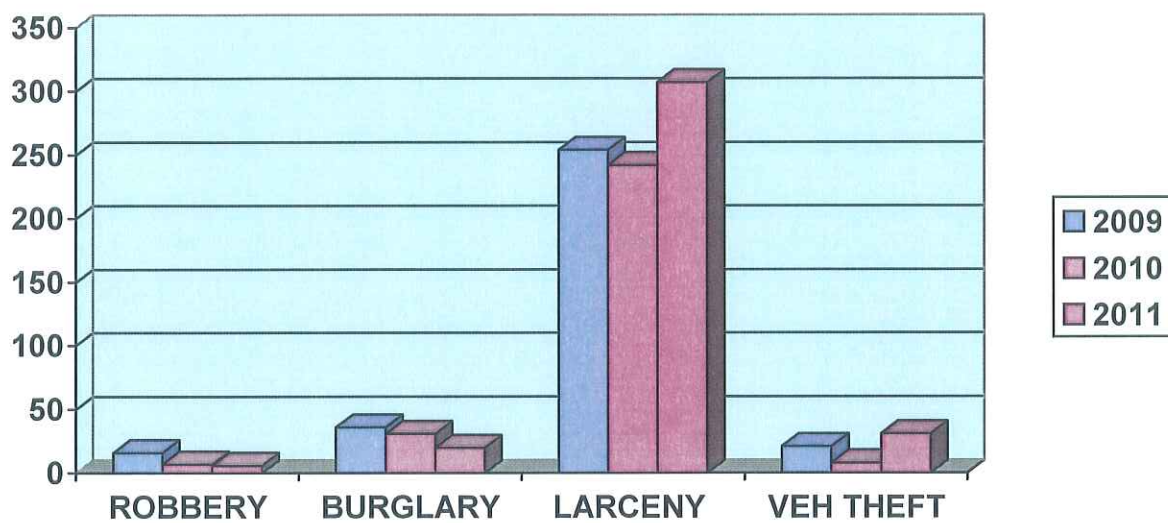
Length of Stay Day/Hr/Min



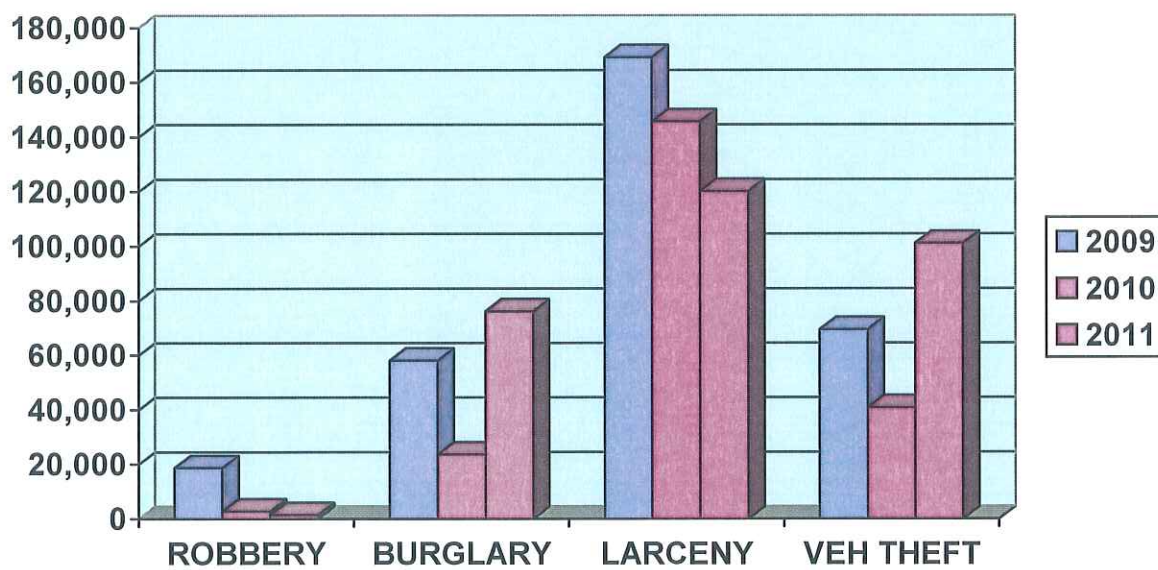
VALUE OF PROPERTY STOLEN, BY TYPE OF CRIME

	2009	2010	2011
<u>ROBBERY</u>			
HIGHWAY	0	0	0
COMMERCIAL HOUSE	15,983	577	0
GAS STATION	1,676	0	0
CONVENIENCE STORE	0	0	0
RESIDENCE	902	310	1,486
BANK	0	1,988	0
MISCELLANEOUS	170	0	0
TOTAL	18,731	2,875	1,486
<u>BURGLARY</u>			
RESIDENTIAL			
NIGHT	11,310	3,736	870
DAY	16,353	14,217	53,180
UNKNOWN	6,478	4,458	6,833
COMMERCIAL			
NIGHT	19,681	935	2300
DAY	4,254	300	0
UNKNOWN	0	0	13,125
TOTAL	58,076	23,646	76,208
<u>LARCENY</u>			
PICKPOCKETING	0	580	305
PURSE SNATCHING	0	0	0
SHOPLIFTING	81,735	33,091	24,682
FROM VEHICLE	4,994	10,448	17,330
AUTO PARTS/ASSESSORIES	7,677	5,725	569
BICYCLES	250	830	780
FROM BUILDING	68,825	90,372	71,902
FROM VENDING MACHINES	64	645	742
ALL OTHERS	5,627	3,989	3,914
TOTAL	169,172	145,680	120,224
<u>VEHICLE THEFT</u>	69,460	40,800	101,155
GRAND TOTAL	238,632	186,480	221,379

BY NUMBER OF INCIDENTS



BY AMOUNT TAKEN



ANIMAL COMPLAINTS

	2009	2010	2011
<u>DOG COMPLAINTS</u>			
DOG AT LARGE/LOST	111	107	112
BARKING DOG	26	57	22
DOG CRUELTY (INCLUDES DOGS LEFT IN CAR)	17	17	16
DOG BITES	1	3	2
DOG INJURED/ILL	4	1	6

CAT COMPLAINTS

CAT AT LARGE/LOST	2	2	2
CAT CRUELTY	1	3	2
CAT INJURED/ILL	6	5	4

OTHER DOMESTIC ANIMALS

TOTAL NUMBER OF CITATIONS	14	16	10
----------------------------------	-----------	-----------	-----------

ANIMAL COMPLAINTS

RACCOON	6	6	16
SKUNK	1	2	1
OPOSSUMS	2	1	0
DUCKS/GEESE	8	6	2
BIRDS	6	0	4
REPTILES	2	1	2
GROUNDHOGS	3	1	2
RATS/MICE	0	0	0
SQUIRRELS	1	3	0
DEER	14	13	19
RABBITS	0	1	0
BATS	1	1	0
COYOTES	1	0	0
BEARS	0	0	0
CHIPMUNKS	1	0	0

ANIMAL COMPLAINTS HANDLED BY BRIAN MILLER

	2009	2010	2011
GROUNDHOGS	44	29	24
RACCOONS	26	31	44
SKUNKS	11	11	17
OPOSSUMS	1	1	2
CATS	7	2	0
SQUIRRELS	11	0	0
BEAVERS	0	0	0
RABBITS	0	0	0
DEER	2	1	0
GEESE	0	0	0
BIRDS	3	0	1
BAT	1	0	0
DOGS	20	13	21
REPTILES	0	0	0
RATS/MICE	0	0	0
GOPHER/WOODCHUCK	1	0	0
UNKNOWN ANIMAL	4	9	9

2011 Annual Report
Richmond Heights Police Department
Community Juvenile Diversion Program

Submitted by Denise R. DeBiase, Sergeant RHPD

Once again, it is an honor and privilege to submit the following statistics for this worthwhile program:

An offer was extended to twenty-four juveniles to participate in the program. Of the twenty-four, twenty-three accepted. As of December 31, 2011, forty-four juveniles since the inception of the program will have successfully completed their requirements.

460 hours of community service were ordered by Magistrate Janet Kronenberg for these twenty-four juveniles. Community service was completed in the city of Richmond Heights and surrounding communities. Juveniles worked at The Salvation Army, the Cleveland Food Bank, the YMCA, church functions, charity events, their city's Home Days, assisted the elderly, the disabled, their neighbors, cleaned up garbage around the city, and became peer mediators. Most juveniles worked at Greenwood Farm to assist in the rehabilitation of the property. Additionally, they cleaned police vehicles in and out and completed cleaning chores at the RHPD.

A \$25 participation fee is required to enroll in the program. \$575 was received from participants for the year.

Grant money was not received from the county this year due to cutbacks and carryover. Carryover from 2010 was \$10,279.00.

Seven hearing dates were conducted with Magistrate Janet Kronenberg, (March 14th and 15th, July 28th, November 17th, December 1st, 15th and 19th).

Material expenses for the year 2011 were as follows:

Anti Virus software: \$39.99

Car wash supplies:	\$27.99
Total:	\$67.98


Manpower expenses: Unknown at this time

Auxiliary Officers:

Police Officers:

CRIME PREVENTION

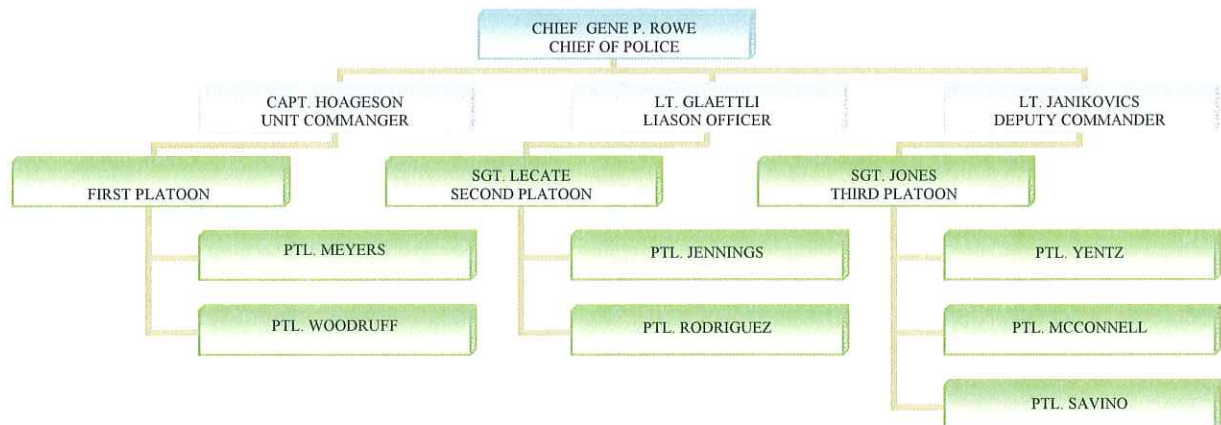
1. Tours were conducted by Lt. Glaettli and Sgt. DeBiase at the police station for Girl Scout, Boy Scout and other school aged and pre-school aged children (Safety Town). Children were instructed on the use of the 911 system and other police procedures.
2. Identity theft packets were provided to every person filing a report involving identity theft along with individual requests made by the public.
3. Handouts were supplied in the police station lobby of various crime prevention topics including, but not limited to, juvenile crime, auto theft, burglary, theft, and drugs.
4. Membership was continued in the Ohio Crime Prevention Association.
5. Diversion hearings conducted for juveniles and community service work assigned to prevent future crime occurrences: Det. Porter and Sgt. DeBiase
6. Membership continued in Ohio Police Juvenile Officer's Association for Sgt. DeBiase and Ptl. Porter.
7. Safety Town instruction provided by Ptl. McCallister and Sgt. DeBiase.
8. Third Grade Safety Belt Program instructed at RHES by Sgt. DeBiase.
9. Gun locks provided at station for anyone requesting them.
10. Attendance/table at Richmond Town Square for gun safety event.



2011 ACTIVITIES OF THE AUXILIARY POLICE

DETAILS	HOURS WORKED
MONTHLY MEETINGS	16
ROAD PATROL	913
COURT DETAIL	225
TRAFFIC CONTROL	21
SPECIAL	244
TRAINING	43
PARK DUTY	717
LODGE DETAILS	252
SCHOOL EVENTS	189
OTHER PAID DETAIL	246
RANGE	0
ACTUAL VOLUNTEER	1237
PAID	1629
TOTAL HOURS WORKED	2866

RICHMOND HEIGHTS AUXILIARY POLICE CHAIN OF COMMAND



FINES AND FORFEITURES

	2009	2010	2011
JANUARY	13,862.88	9,039.00	8,980.00
FEBRUARY	18,003.00	10,572.00	9,571.00
MARCH	14,228.00	7,024.00	12,150.00
APRIL	17,528.00	8,778.00	7,313.00
MAY	9,628.00	9,101.00	8,071.00
JUNE	15,457.00	9,654.00	11,004.00
JULY	9,947.00	11,163.00	6,342.00
AUGUST	8,665.00	7,081.50	5,413.00
SEPTEMBER	9,532.00	9,872.50	8,632.00
OCTOBER	13,669.00	10,119.09	9,496.00
NOVEMBER	9,118.00	9,256.91	7,783.00
DECEMBER	9,239.00	7,619.00	4,799.00
TOTAL	148,876.88	109,280.00	99,554.00