

**2010  
RICHMOND HEIGHTS  
POLICE DEPARTMENT  
ANNUAL REPORT**



# Richmond Heights Police Dept.

27201 HIGHLAND ROAD  
RICHMOND HEIGHTS, OHIO 44143-1429  
Phone (216) 486-1234  
Fax (216) 383-6322



GENE P. ROWE, CLEE  
CHIEF OF POLICE



DANIEL J. URSU  
MAYOR

*March 14, 2011*

*To:           The Honorable Mayor Daniel J. Ursu*

*From:       Chief Gene P. Rowe*

*Subject:     **DIVISION OF POLICE – 2010 ANNUAL REPORT***

*The following pages contain the 2010 Annual Report. The annual activities in 2010 decreased slightly compared to the activities in 2009. The number of Computer Aided Dispatch(CAD) entries, which is the most accurate account of all department activity, including calls for service, decreased by less than 1% from 2009( from 30,040 to 27,219).*

*There were some changes in our crime statistics. Our Part I Crimes were down 16% from 2009. The total number of Part I Crimes decreased from 423 to 354. Auto Thefts decreased by 63% (-14). The number of larcenies was down in 2010 by 49 or 14%. There were four(4)more burglaries in 2010 than in 2009, a trend similar to are neighboring communities.. Robberies and assaults were down, robberies from 12 to 8 and assaults from 20 to 14.*

*Statistics relative to the number of traffic crashes, arrests and traffic citations were also slightly different in 2010. In 2009 we had a total of 350 accidents compared with 322 in 2010. There were 525 fewer traffic citations issued in 2010. This was due to the decrease in staffing and less uncommitted time for officers to conduct traffic enforcement.*

*There were 396 adult prisoners incarcerated in the city jail, down 20% from 2009. The 2010 total is down by 49% compared to the number of incarcerations in 2008. There was a significant increase in the number of juveniles filed on in Juvenile Court, due in large to our juvenile diversion program. There were 156 juveniles filed on in 2010 compared to 45 in 2009.*

*The police department received a DARE Grant in 2008 in the amount of \$ 1993.00 for the 2008-2009 school year, but due to medical issues for the DARE Officer, we were no able to conduct the program in 2009. The program was conducted in 2010 and the DARE Grant dollars were used at that time.*

*The police department applied for two grants in 2010 in an effort to bring back some of the laid off personnel, and to purchase an SUV to replace our aging 2002 Ford Expedition. The COPS Hiring Recovery Grant Program (CHRP) was re-opened in 2010 for agencies that were still on the list from 2009. Again, the grant was very competitive considering the number of*



*agencies nationwide that were competing for the dollars. As in 2009, we were not awarded either grant. Although we were able to show the need, our crime statistics were not as bad as the other agencies that received these awards.*

*Since the staffing reductions in 2009, the department has not had its remaining full-time complement of sworn officers(17) available for duty until June 21, 2010. From December of 2008 until June of 2010, there has been one two officers out for various medical problems. Each time one officer would return to duty, another one would go out. Our staff of dispatchers is still down, requiring overtime to cover sick leaves and vacations, and training.*

*The year 2010 was a challenging one for the police department and the city alike. The police department continues to find itself in a position of reacting to situations rather than preventing or reducing the frequency of these situations, an exercise in trying to maintain a status quo. As we try to maintain as things around us continue to change, we will not be able to maintain, but will go backwards instead. Though crime patterns may fluctuate, the demands for police service, and the mandates placed upon the police service by new laws with more cumbersome arrest procedures continues. The added burden of following specific procedures and completing the associated paperwork, takes officers off of the street for longer periods of time. This reduces the amount of uncommitted time that officers have to be proactive.*

*The police department will continue to strive to meet new challenges without reducing the quality of service that the residents have come to expect. I acknowledge the hard work and dedication of all of the members of the police department for their efforts in 2010. I am also grateful for the support and assistance provided to us by the surrounding police agencies who are aware of our staffing situation and have offered their assistance if needed. I would also like to thank you, city council and the other department heads for their cooperation and teamwork. A special thank you goes out to the Law Department, Director Todd Hunt and City Prosecutor Jon Greenberg for their valuable assistance day to day.*

*Respectfully submitted,*

A handwritten signature in dark ink, appearing to read "Gene P. Rowe". The signature is fluid and cursive, with a long horizontal stroke at the end.

*Gene P. Rowe, CLEE  
Chief of Police*

# TABLE OF CONTENTS

<b>INTRODUCTION &amp; ROSTER</b>	<b>1</b>
<b>NEW PERSONNEL, RETIRED, PROMOTIONS, LAY OFFS, RESIGNATIONS</b>	<b>2</b>
<b>EDUCATION</b>	<b>3</b>
<b>ORGANIZATIONAL CHART SUMMARY</b>	<b>7</b>
<b>CHAIN OF COMMAND</b>	<b>9</b>
<b>CRIME RATE</b>	<b>10</b>
<b>CASES CLEARED</b>	<b>11</b>
<b>INCIDENT/COMPLAINT REPORTS</b>	<b>12</b>
<b>OTHER ACTIVITIES</b>	<b>13</b>
<b>RESPONSE TO RESISTANCE</b>	<b>14</b>
<b>TRAFFIC ACCIDENTS</b>	<b>15</b>
A. STATE ACCIDENTS	15
B. PRIVATE PROPERTY	15
C. CITATIONS ISSUED FOR ACCIDENTS	15
D. CHART	16
<b>OPERATING A VEHICLE UNDER THE INFLUENCE OF ALCOHOL</b>	<b>17</b>
TOTAL OVI CASES	17
STATISTIC BY DAY & CHART	18
STATISTIC BY MONTH & CHART	19
<b>MOTOR VEHICLE THEFT</b>	<b>20</b>
TOTAL VEHICLE THEFT	20
CHART	21
<b>PERSONS CHARGED/HELD IN CUSTODY</b>	<b>22</b>
ADULTS	22
JUVENILES	23

<b>JAIL STATISTICS</b>	<b>24</b>
CHART	25
CHART	26
JAIL LENGTH OF STAY	27
CHART	28
<b>VALUE OF PROPERTY STOLEN</b>	<b>29</b>
ROBBERY	29
BURGLARY	29
LARCENY	29
VEHICLE THEFTS	29
CHART	30
<b>ANIMAL COMPLAINTS &amp; BRIAN MILLER</b>	<b>31</b>
DOG COMPLAINTS	31
CAT COMPLAINTS	31
WILDLIFE COMPLAINTS	31
ANIMAL COMPLAINTS HANDLED BY BRIAN MILLER	31
<b>JUVENILE DIVERSION PROGRAM</b>	<b>32</b>
<b>CRIME PREVENTION</b>	<b>33</b>
<b>ACTIVITITES OF AUXILIARY POLICE</b>	<b>34</b>
<b>AUXILIARY CHAIN OF COMMAND</b>	<b>35</b>
<b>FINES AND FORFEITURES</b>	<b>36</b>

## CITY OF RICHMOND HEIGHTS POLICE DEPARTMENT

The Richmond Heights Police Department as of December 31, 2010, consisted of seventeen (17) full-time police officers, one (1) part-time police officer, one (1) Secretary to the Chief, five (5) deputy clerks of court or dispatchers, one (1) part-time dispatcher, one (1) school guard and eleven (11) auxiliary police officers.

### ROSTER

Chief.....	Gene P. Rowe
Secretary to the Chief.....	Jennifer Schultz
Lieutenant.....	Robert Glaettli
Sergeants.....	Mickey Keri, Richard Olexa, Brian Rinas, Denise Debiase
Detectives.....	Sgt. Michael Gerl, Charles Duffy
Secretary to the Detective Bureau.....	Vacant
Patrolmen.....	Steven Molle, Marc Davis, Todd Leisure, Darren Porter, James Kohler, Brian McCallister, Eric McFarland, David Jake, Joseph Arbogast
Part-time Patrolman.....	Timothy Casto
Corrections Officer.....	Vacant
Part-time Corrections Officers.....	Vacant
Dispatchers/Deputy Clerks.....	Mary Delgado, Joseph Casarona, Kathy Guido, Angela Fishburn, Lindsay Schieferstein
Part-time Dispatchers.....	Brenda Sparks
School Guard.....	Valerie Znidarsic

**HIRED**

Lindsay Schieferstein, Dispatch

Cristina Hernandez, Dispatch

**RETIRED**

Mike Hubler, Dispatch

**RESIGNED**

Cristina Hernandez, Dispatch



## **EDUCATION**

### **CHIEF GENE ROWE**

FIREARMS TRAINING	2.0 HOURS
CHIEFS' IN-SERVICE	16.0 HOURS
PELC RE-TRAINER	12.0 HOURS
OPOTA/SENATE BILL 77	4.0 HOURS
FBI SPRING RE-TRAINER	6.0 HOURS
FBI FALL RE-TRAINER	16.0 HOURS

### **LT. ROBERT GLAETTLI**

FIREARMS TRAINING	8.0 HOURS
INCIDENT RESPONSE TO TERRORIST BOMBING	4.0 HOURS
OH. TERRORISM LIAISON OFFICER	24.0 HOURS
JAIL/CORRECTIONS UPDATE	8.0 HOURS
CRIMINAL PROCEDURE UPDATE	3.0 HOURS
VIOLENT ENCOUNTERS/ASSAULTS ON OFFICERS	8.0 HOURS
STREET SURVIVAL	16.0 HOURS
ARRESTING COMMUNICATION	8.0 HOURS
OH. ATTORNEY GENERAL'S LAW ENFORCEMENT CONFERENCE	16.0 HOURS
GRADUATED DRIVER LICENSING	5.0 HOURS
TASER	2.0 HOURS

### **SGT. MICKEY KERI**

FIREARMS TRAINING	6.0 HOURS
INCIDENT RESPONSE TO TERRORIST BOMBING	4.0 HOURS
CRIMINAL PROCEDURE UPDATE	3.0 HOURS
INTERMEDIATE ICS 300	16.0 HOURS
ICS 400	16.0 HOURS
TASER	2.0 HOURS



**DET. MICHAEL GERL**

FIREARMS TRAINING	2.0 HOURS
PRESCRIPTION DRUG ABUSE INVESTIGATION	8.0 HOURS
INTERMEDIATE ICS 300	16.0 HOURS
ICS 400	16.0 HOURS
SENATE BILL 77	1.5 HOURS
INCIDENT RESPONSE TO TERRORIST BOMBING	4.0 HOURS
WRITING GRANTS FOR POLICE	8.0 HOURS
CRIMINAL PROCEDURE UPDATE	3.0 HOURS
PHOTOGRAPHY FOR INVESTIGATORS	8.0 HOURS
TASER	2.0 HOURS

**SGT. RICHARD OLEXA**

FIREARMS TRAINING	7.0 HOURS
HOSTAGE NEGOTIATOR TRAINING	8.0 HOURS
SEARCH & SEIZURE/SEARCH WARRANTS	8.0 HOURS
INCIDENT RESPONSE TO TERRORIST BOMBING	4.0 HOURS
EMERGENCY RESPONSE AND PURSUIT PROGRAM	16.0 HOURS
CRISIS NEGOTIATORS CONFERENCE	24.0 HOURS
INTERMEDIATE ICS 300	16.0 HOURS
ICS 400	16.0 HOURS
CRISIS NEGOTIATOR TEAM TRAINING	32.0 HOURS
TASER	2.0 HOURS

**SGT. BRIAN RINAS**

FIREARMS TRAINING	7.0 HOURS
INTERMEDIATE ICS 300	16.0 HOURS
ICS 400	16.0 HOURS
CRIMINAL PROCEDURE UPDATE	3.0 HOURS
TASER	2.0 HOURS

**SGT. DENISE DEBIASE**

FIREARMS TRAINING	5.0 HOURS
INTERMEDIATE ICS 300	16.0 HOURS
ARRESTING COMMUNICATION	8.0 HOURS
CRIMINAL PROCEDURE UPDATE	3.0 HOURS
INCIDENT RESPONSE TO TERRORIST BOMBING	4.0 HOURS
ICS 400	16.0 HOURS
TASER	2.0 HOURS

**DET. CHARLES DUFFY**

FIREARMS TRAINING	4.0 HOURS
CRIMINAL PROCEDURE UPDATE	3.0 HOURS
SENATE BILL 77	1.5 HOURS
TASER	2.0 HOURS

**PTL. DARREN PORTER**

FIREARMS TRAINING	7.0 HOURS
WMD TACTICAL OPERATIONS	40.0 HOURS
ARRESTING COMMUNICATION	8.0 HOURS
SWAT	96.0 HOURS
TASER	2.0 HOURS

**PTL. STEVEN MOLLE**

FIREARMS TRAINING	8.0 HOURS
CRIME SCENE PROCESSING	40.0 HOURS
SWAT TRAINING	96.0 HOURS
SNIPER TRAINING	48.0 HOURS
TASER	2.0 HOURS

**PTL. MARC DAVIS**

FIREARMS TRAINING	8.0 HOURS
BULLETPROOF MIND	8.0 HOURS
SPAN BOMB SQUAD TRAINING	64.0 HOURS
TASER	2.0 HOURS

**PTL. TODD LEISURE**

FIREARMS TRAINING	6.0 HOURS
INCIDENT RESPONSE TO TERRORIST BOMBING	4.0 HOURS
TASER	2.0 HOURS

**PTL. JAMES KOHLER**

FIREARMS TRAINING	6.0 HOURS
ARRESTING COMMUNICATION	8.0 HOURS
TASER	2.0 HOURS

**PTL. BRIAN MCCALLISTER**

FIREARMS TRAINING	3.0 HOURS
CROSSFIT INSTRUCTOR TRAINING	16.0 HOURS
PHYSICAL FITNESS SPECIALIST	40.0 HOURS
7 HABITS OF HIGHLY EFFECTIVE PEOPLE FOR LAW ENFORCE.	16.0 HOURS
TASER	2.0 HOURS

**PTL. MCFARLAND**

FIREARMS TRAINING	7.0 HOURS
SEMI-AUTO PISTOL OPERATOR	24.0 HOURS
TASER	2.0 HOURS

**PTL. DAVID JAKE**

FIREARMS TRAINING	7.0 HOURS
RANGE	3.0 HOURS
TASER	2.0 HOURS

**PTL. JOSEPH ARBOGAST**

FIREARMS TRAINING	7.0 HOURS
BULLETPROOF MIND	8.0 HOURS
TASER	2.0 HOURS

**PTL. TIMOTHY CASTO**

FIREARMS TRAINING	5.0 HOURS
K-9 TRAINING	192.0 HOURS
TASER	2.0 HOURS

## **ORGANIZATIONAL CHART SUMMARY**

### **Traffic Bureau**

The responsibilities of the Traffic Bureau are:

1. Accident investigation
2. Traffic control devices
3. Traffic engineering
4. Abandoned vehicles
5. Training in use of traffic equipment
6. Auxiliary Police
7. School Guards

### **Uniform Division**

The responsibilities of the Uniform Division are:

1. Basic patrol
2. Accident investigation
3. Traffic law enforcement
4. Parking violations
5. Citizens' complaints
6. Direct traffic
7. Alarm drops
8. Preliminary investigation

### **Detective Bureau**

The responsibilities of the Detective Bureau are:

1. Investigation and follow-up
2. Vice and gambling
3. Narcotics
4. Liquor violations
5. Sex offense
6. Preparation of cases for Grand Jury
7. Crime patrol
8. Court officer

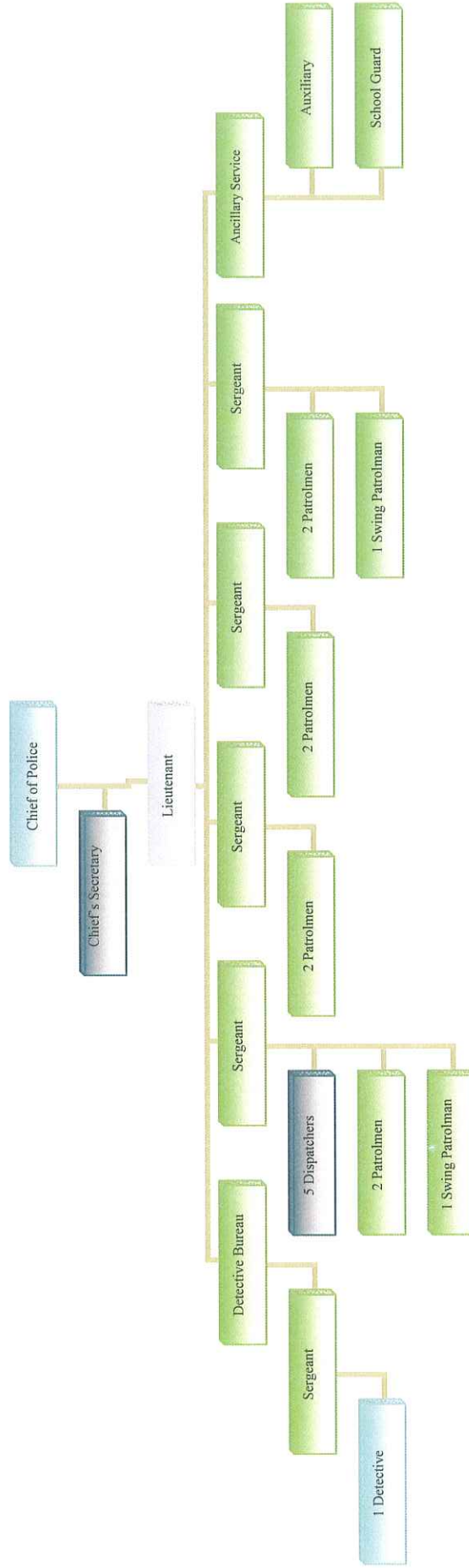


## **Jail Administrator**

The responsibilities of the Jail Administrator are:

1. Review existing policies and procedures.
2. Formulate policy and procedure consistent with State Jail Standards.
3. Assist in investigating all cases of alleged brutality and report finding to Chief of Police.
4. Assist in investigating deaths that occur while a prisoner is in our custody.
5. Assist in investigating attempted suicides in our jail.
6. Investigate all other complaints regarding prisoners that are referred from a shift commander.
7. Act as liaison between our department and all other departments and agencies that are concerned with prisoners and their housing/handling.
8. Responsible for the physical plant, supplies, and equipment relating to jail functions.
9. Resolve problems and provide services that cannot be handled at the shift commander level.

# RICHMOND HEIGHTS POLICE DEPARTMENT CHAIN OF COMMAND



## CRIME RATE

	2008	2009	2010
1. HOMICIDE	0	0	0
2. RAPE	1	0	0
3. ROBBERY	3	16	7
4. AGGRAVATED ASSAULT	9	11	2
5. BURGLARY: TOTAL NUMBER	42	36	31
ACTUAL RESIDENTIAL	9	16	15
COMMERCIAL	11	10	7
APARTMENT	14	10	9
ATTEMPTED RESIDENTIAL	3	1	3
COMMERCIAL	4	0	0
APARTMENT	1	1	1
6. LARCENY	352	254	242
7. MOTOR VEHICLE THEFT	23	21	8
8. SIMPLE ASSAULT	48	24	10
9. ARSON	1	1	1
10. FORGERY	2	4	2
11. FRAUD	24	26	42
12. EMBEZZLEMENT	0	0	0
13. RECEIVING STOLEN PROPERTY	5	3	6
14. VANDALISM/CRIMINAL DAMAGE	79	42	55
15. ILLEGAL USE OF WEAPONS	5	2	0
16. PROSTITUTION	0	0	0
17. OTHER SEX OFFENSES	11	4	6
18. DRUGS	27	11	17
19. GAMBLING	0	0	0
21. OPERATING A VEHICLE UNDER THE INFLUENCE	43	10	23
22. STATE LIQUOR LAW VIOLATION	6	1	2
23. PUBLIC INTOXICATION	7	8	10
24. DISORDERLY CONDUCT	34	21	24

## CASES CLEARED BY ARREST OR OTHER MEANS

	2008	2009	2010
1. HOMICIDE	0	0	0
2. RAPE	0	0	0
3. ROBBERY	3	8	5
4. AGGRAVATED ASSAULT	8	10	2
5. BURGLARY	7	5	3
6. LARCENY	189	144	126
7. MOTOR VEHICLE THEFT	1	1	0
8. SIMPLE ASSAULT	46	19	10
9. ARSON	0	1	0
10. FORGERY	2	1	2
11. FRAUD	18	22	15
12. EMBEZZLEMENT	0	0	0
13. RECEIVING STOLEN PROPERTY	5	3	6
14. VANDALISM/CRIMINAL DAMAGE	12	8	11
15. ILLEGAL USE OF WEAPONS	5	2	0
16. PROSTITUTION	0	0	0
17. OTHER SEX OFFENSES	9	3	4
18. DRUGS	24	11	14
19. GAMBLING	0	0	0
21. OPERATING A VEHICLE UNDER THE INFLUENCE	36	10	23
22. STATE LIQUOR LAW VIOLATION	6	1	2
23. PUBLIC INTOXICATION	7	8	10
24. DISORDERLY CONDUCT	34	21	24



## INCIDENT/COMPLAINT REPORTS

	2008	2009	2010
ANIMAL COMPLAINTS	244	323	251
ASSISTANCE RENDERED (MISC. & PUSHBAR)	222	202	144
ASSISTANCE RENDERED (FIRE / SQUAD)	6	9	12
ASSIST OTHER AGENCY		77	46
BICYCLES FOUND	8	7	15
BOMB THREATS	2	0	0
BUILDING CODE VIOLATIONS	82	28	11
CHILD ABUSE/NEGLECT	3	2	1
CIVIL MATTER	39	46	31
CONDITION REPORT	236	184	194
COUNTERFEIT CURRENCY	7	5	2
CREDIT CARD OFFENSE	29	14	6
CURFEW VIOLATIONS	4	3	1
DISTURBANCE	514	472	483
DOMESTIC DISPUTES	176	176	184
DUMPING/LITTERING	6	3	7
FINGERPRINTING	118	100	38
FRAUD/GASOLINE DRIVE-OFFS	7	2	1
HANG-UP/911	91	75	69
INFORMATION	234	211	208
JUVENILE COMPLAINTS	108	103	95
LABOR PROBLEMS	0	0	0
MENACING	9	10	6
MENTAL DISTURBED PERSON	28	29	30
MISSING PERSON	23	24	22
MOTOR VEHICLE ACCIDENT/NO REPORT	50	68	57
MOTOR VEHICLE COMPLAINTS	610	451	464
MUTUAL AID (RECEIVED)		30	61
OBSTRUCTING OFFICIAL BUSINESS	5	3	0
OPEN DOOR/WINDOW	93	52	58
PHONE CALLS (ANNOYING, SUSPICIOUS, THREATENING)	62	60	45
POSTAL OFFENSE	0	0	1
PRIVATE ACCIDENTS	0	0	0
PROPERTY/DAMAGE TO	34	40	25
PROPERTY/FOUND	65	53	39
PROPERTY/LOST/MISSING	51	26	32
PROWLERS	0	0	0
PUBLIC ACCIDENTS	2	0	0
SNOW COMPLAINTS	39	30	33
SOLICITORS COMPLAINTS	20	27	27
SUSPICIOUS AUTO/NOISE/PERSON	797	636	494
TRAFFIC COMPLAINTS	181	124	116
TRAFFIC ARREST/DUS	154	84	130
TRANSPORTATION	181	190	94
TRESPASSING	5	10	6
WELFARE CHECK	115	123	115

## **OTHER ACTIVITIES**

	<b>2008</b>	<b>2009</b>	<b>2010</b>
1. ABANDON AUTOMOBILES	34	28	29
2. ALARM DROPS	730	762	662
3. CAD ENTRIES	38,018	29,951	27,097
4. DOA	12	11	5
5. PARKING VIOLATIONS ISSUED	703	500	295
6. TRAFFIC CITATIONS ISSUED	3,023	2,047	2,310
7. VEHICLES TOWED	285	216	199
8. LOCK-OUTS (VEHICLE)	576	531	583
(HOUSE)	16	14	11
9. HOUSEWATCHES	60	74	48

## RESPONSE TO RESISTANCE REPORTS

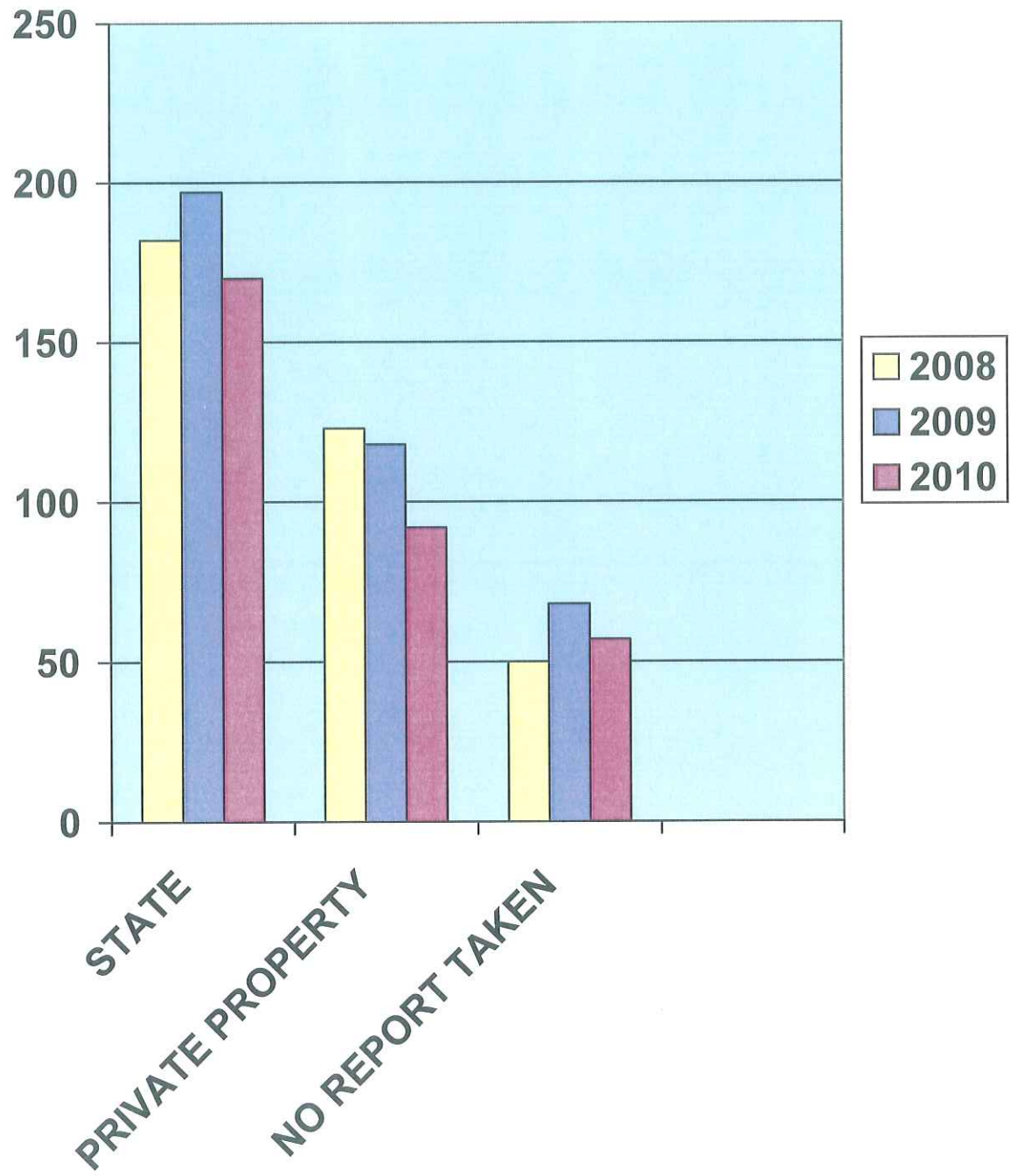
	2009	2010	2011
<b><u>Number of Incidents</u></b>			
	8	8	
<b><u>Type of Force Used</u></b>			
1. Firearm	0	0	
2. ASP Baton	0	0	
3. OC (Pepper) Spray	0	0	
4. ECW (Taser)	0	3	
5. Bodily	16	15	
6. Bean Bag	0	0	
7. Other	0	1	

## TRAFFIC ACCIDENTS

	2008	2009	2010
<b><u>STREETS AND HIGHWAYS</u></b>			
1. TOTAL NUMBER	182	197	173
2. PROPERTY DAMAGE	22	11	2
3. INJURIES	38	61	42
4. FATALITIES	0	0	0
5. CITATIONS ISSUED	184	168	148
6. JUVENILE DRIVERS	12	17	10
7. HIT-SKIP	9	6	4
8. PEDESTRIAN INVOLVED	2	1	1
<b><u>PRIVATE PROPERTY</u></b>			
1. TOTAL NUMBER	123	118	92
2. PROPERTY DAMAGE	5	8	2
3. INJURIES	1	6	4
4. FATALITIES	0	0	0
5. CITATIONS ISSUED	20	5	5
6. JUVENILE DRIVERS	5	4	4
7. HIT-SKIP	18	10	14
8. PEDESTRIAN INVOLVED	0	2	1
<b><u>CITATIONS ISSUED FOR ACCIDENTS</u></b>			
313.03 RED LIGHTS	8	7	1
331.07 PASSING ZONE	0	0	0
331.08 CONTINUOUS LANES/LINES	8	7	7
331.10 TURNING AT INTERSECTION	0	0	1
331.13 STARTING/BACKING	7	4	5
331.17 YIELD MAKING LEFT TURN	7	10	13
331.19 STOP SIGN	2	6	2
331.21 YIELD TO SAFETY VEHICLES	0	0	0
331.22 YIELD WHEN EXITING PRIVATE DRIVE	18	14	6
331.34 FAILURE TO CONTROL	17	11	22
333.01 O.V.I.	12	4	1
333.09 RECKLESS OPERATION	0	1	0
333.03 ASSURED CLEAR DISTANCE	60	75	63
333.08 FULL TIME AND ATTENTION	4	1	1
335.01 OPERATOR'S LICENSE REQUIRED	18	9	2
335.07 DRIVING UNDER SUSPENSION	15	6	1
335.12 DUTY TO STOP AFTER ACCIDENT-STREET	2	3	1
335.13 DUTY TO STOP AFTER ACCIDENT-PRIVATE	5	2	0
335.14 NOTIFY OWNER OF REALESTATE DAMAGE	1	0	1
345.10 RECKLESS OPERATION IN SHOPPING CENTER	0	0	1
345.11 YIELD RIGHT OF WAY IN SHOPPING CENTER	0	0	0
345.12 DUTY TO STOP AFTER ACC. IN SHOPPING CTR	1	0	0
OTHER MISCELLANEOUS CITATIONS	18	25	22



## TRAFFIC ACCIDENT CHART



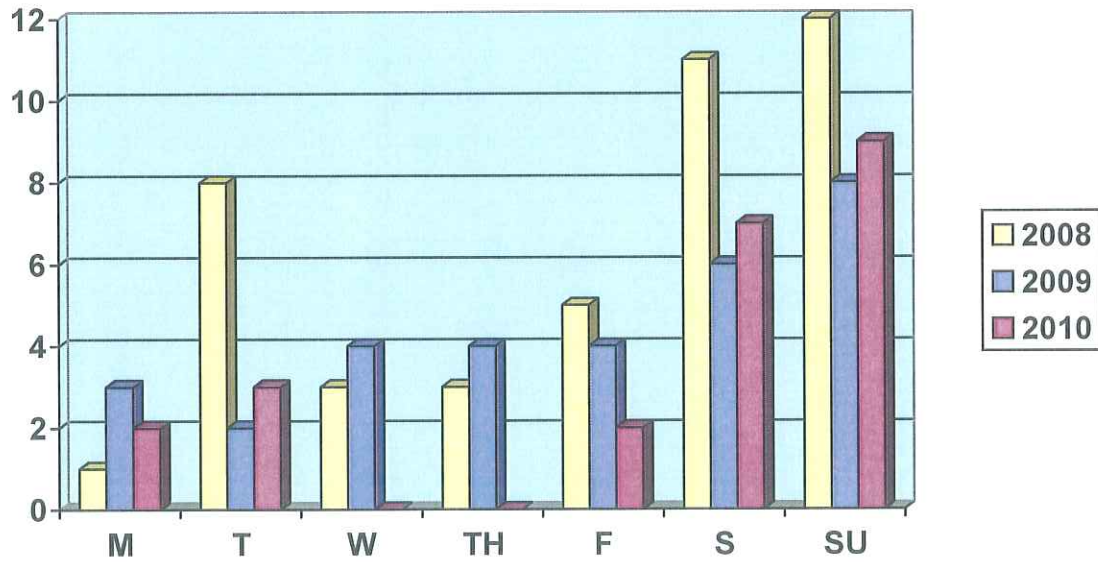
# OPERATING A VEHICLE UNDER THE INFLUENCE OF ALCOHOL ARREST REPORT

	2008	2009	2010
<b>TOTAL O.V.I. CASES</b>	<b>43</b>	<b>31</b>	<b>23</b>
<b><u>CHARGED WITH PHYSICAL CONTROL</u></b>	0	1	6
<b><u>CHARGED WITH O.V.I.</u></b>			
BREATH TEST	26	18	17
BLOOD TEST	4	1	3
URINE TEST	1	0	0
REFUSAL	13	13	5
<b><u>O.V.I WITH ACCIDENT</u></b>	8	4	3
<b><u>TIME OF OCCURRENCE</u></b>			
12:00 AM TO 3:00 AM	20	13	15
3:00 AM TO 12:00 PM	12	6	2
12:00 PM TO 12:00 AM	11	12	6

## O.V.I. STATISTICS BY DAY

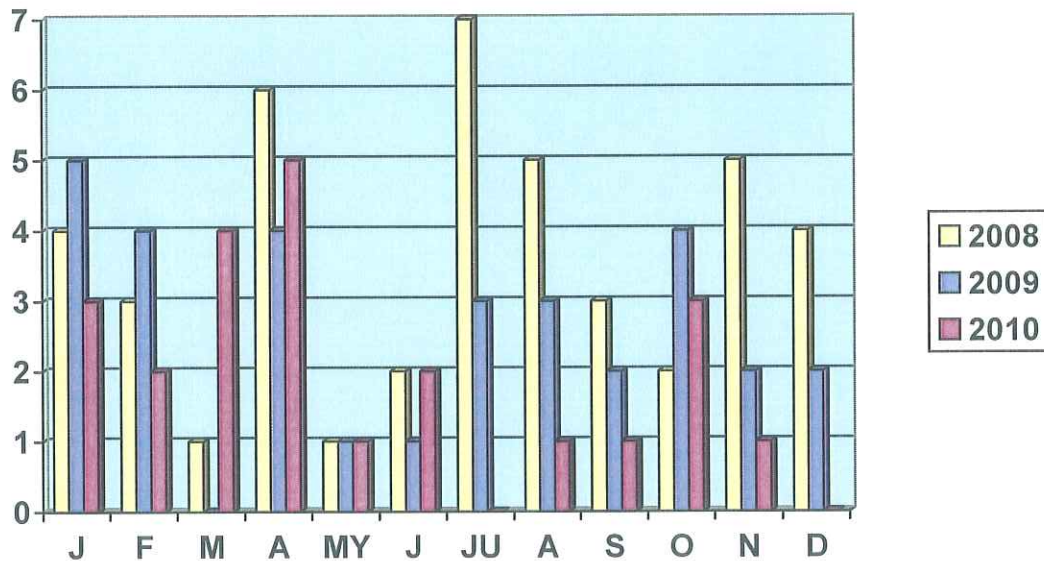
### NUMBER OF ARRESTS BY DAY OF THE WEEK

	2008	2009	2010
MONDAY	1	3	2
TUESDAY	8	2	3
WEDNESDAY	3	4	0
THURSDAY	3	4	0
FRIDAY	5	4	2
SATURDAY	11	5	7
SUNDAY	12	9	9



## O.V.I. STATISTICS BY MONTH

	2008	2009	2010
<b>NUMBER OF ARRESTS BY MONTH</b>			
JANUARY	4	5	3
FEBRUARY	3	4	2
MARCH	1	0	4
APRIL	6	4	5
MAY	1	1	1
JUNE	2	1	2
JULY	7	3	0
AUGUST	5	3	1
SEPTEMBER	3	2	1
OCTOBER	2	4	3
NOVEMBER	5	2	1
DECEMBER	4	2	0



### SPECIAL RECOGNITION TO THE FOLLOWING OFFICERS FOR O.V.I. ARRESTS IN 2010

Ptl. McCallister    8

Ptl. Arbogast      8



## MOTOR VEHICLE THEFT

<u>LOCATION</u>	2008	2009	2010
RICHMOND TOWN SQUARE	1	2	0
HILLTOP PLAZA	1	0	0
LOGANBERRY RIDGE	15	8	2
DORCHESTER VILLAGE		4	1
RICHMOND PARK APARTMENTS	3	1	0
OTHER RESIDENCE	5	5	4
OTHER BUSINESS	2	1	1

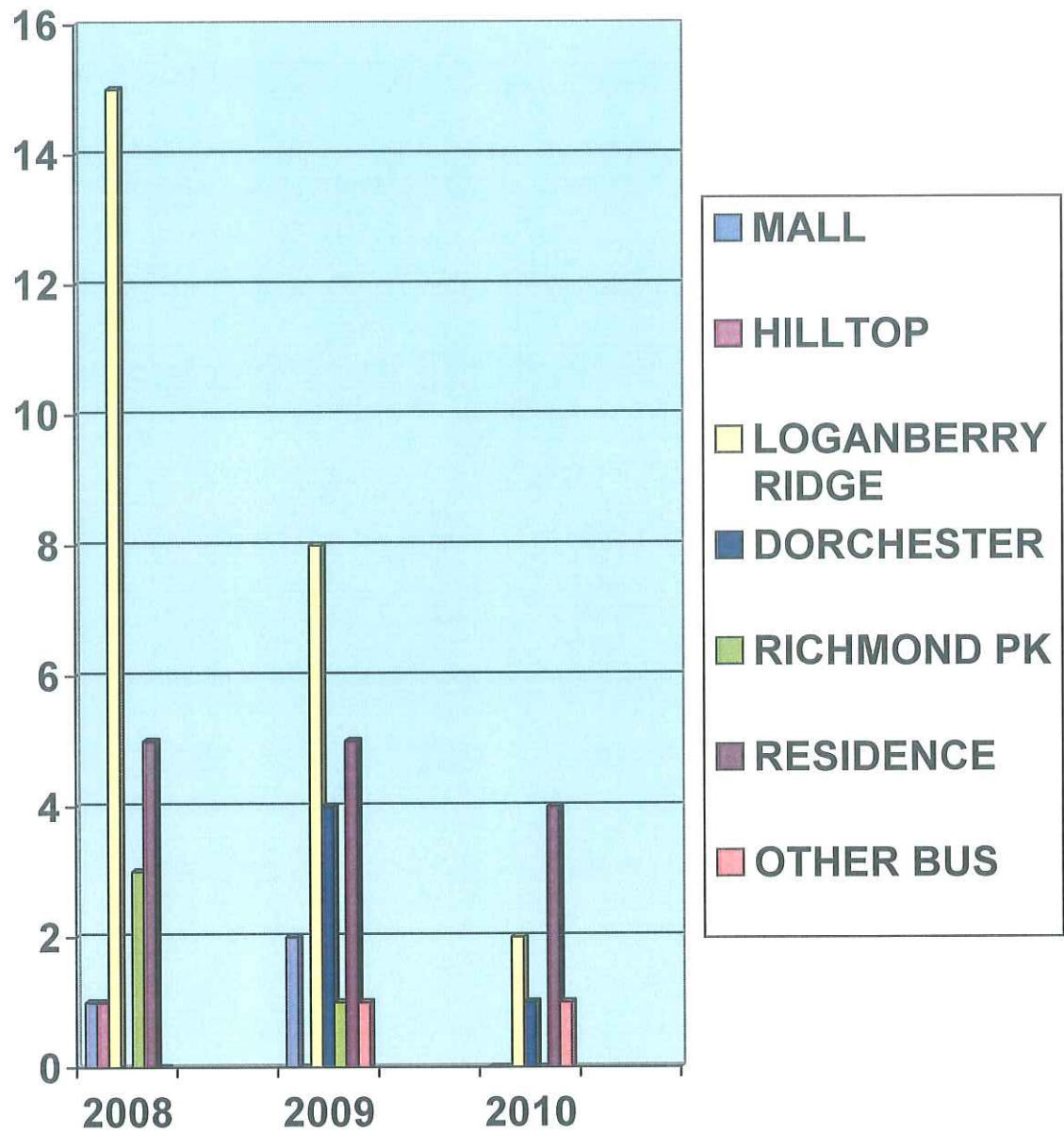
<u>TOTAL STOLEN LOCALLY</u>	2008	2009	2010
ATTEMPTS	5	3	0
ACTUAL	23	21	8
UNFOUNDED	0	0	0

<u>RECOVERIES</u>	2008	2009	2010
STOLEN LOCALLY, RECOVERED LOCALLY	0	2	0
STOLEN LOCALLY, RECOVERED ELSEWHERE	23	14	6
STOLEN ELSEWHERE, RECOVERED LOCALLY	12	6	5

<u>UNAUTHORIZED USE</u>	9	5	4
-------------------------	---	---	---

<u>RECOVERIES</u>			
UNAUTHORIZED USE, RECOVERED LOCALLY		2	1
UNAUTHORIZED USE, RECOVERED ELSEWHERE		2	0

## MOTOR VEHICLE THEFT



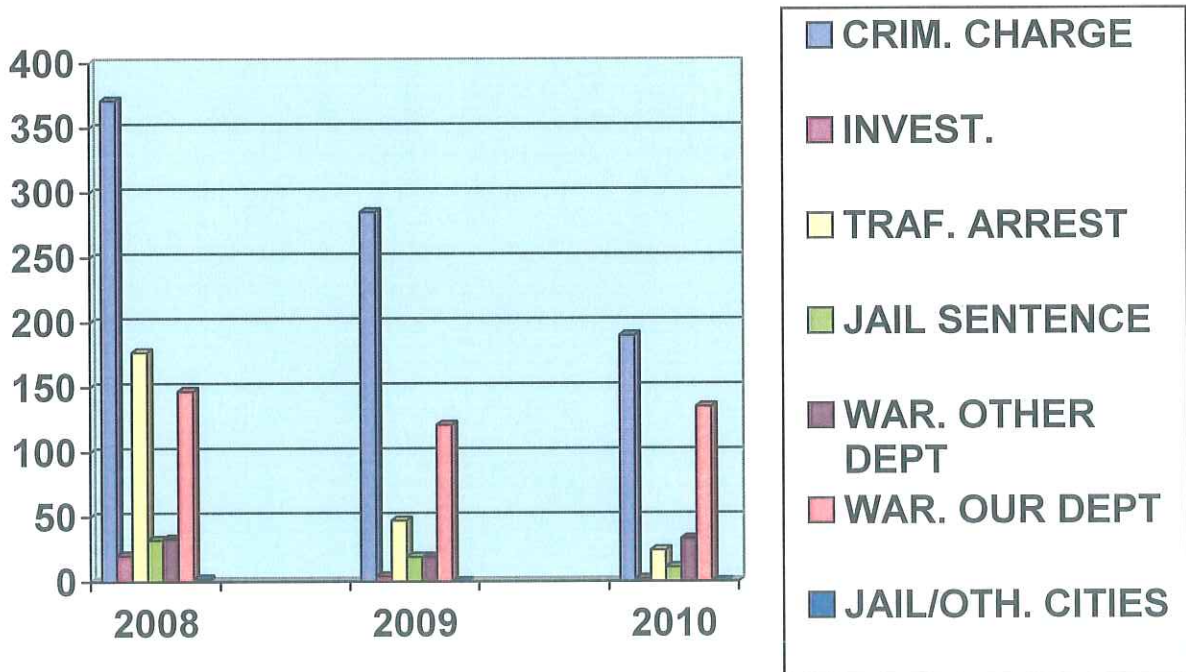
# PERSONS CHARGED/HELD IN CUSTODY

## ADULTS

	2008	2009	2010
MALES	492	286	232
FEMALES	290	209	163

### REASON HELD:

CRIMINAL CHARGES FILED	371	273	190
INVESTIGATION	20	4	2
TRAFFIC ARRESTS	177	59	24
JAIL SENTENCE	32	19	11
WARRANT, OTHER DEPARMENT	33	19	33
WARRANT, OUR DEPARTMENT	147	121	135
PRISONERS HOUSED FOR OTHER CITIES	2	0	0
<b>TOTAL</b>	<b>782</b>	<b>495</b>	<b>395</b>



# PERSONS CHARGED/HELD IN CUSTODY

## JUVENILES

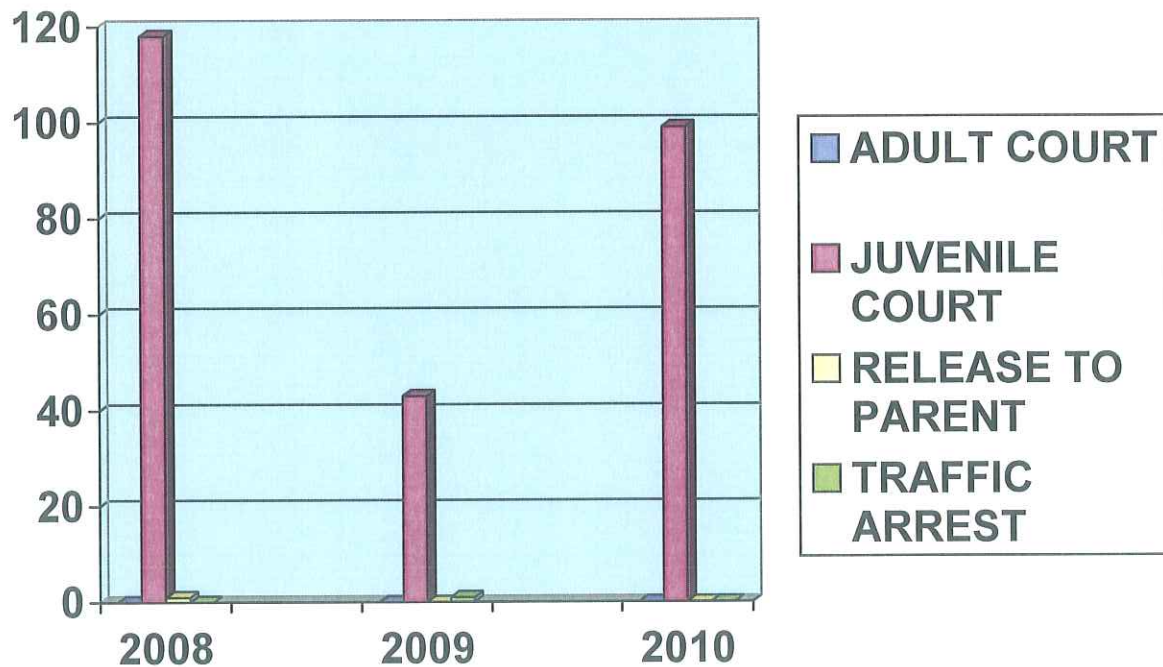
	2008	2009	2010
MALES	85	33	34
FEMALES	34	10	8

### REASON HELD:

ADULT COURT	0	0	0
JUVENILE COURT	118	43	99
TRANSFERRED TO OTHER DEPT.	0	0	0
TRANSFERRED TO WELFARE DEPT.	0	0	0
TRAFFIC ARREST	0	1	0

### CHARGED – NOT HELD:

		1	57
<b>TOTAL</b>	<b>119</b>	<b>45</b>	<b>156</b>



# **RICHMOND HEIGHTS POLICE**

## **2010 Jail Statistics**

Submitted by Sgt. Brian Rinas & Dsp. Lindsey Schieferstein

### **Total Population**

The Richmond Heights Police Department held a total of **385 adults** and **35 juveniles** during the calendar year 2010. A further analysis of these figures is as follows:

### **Gender**

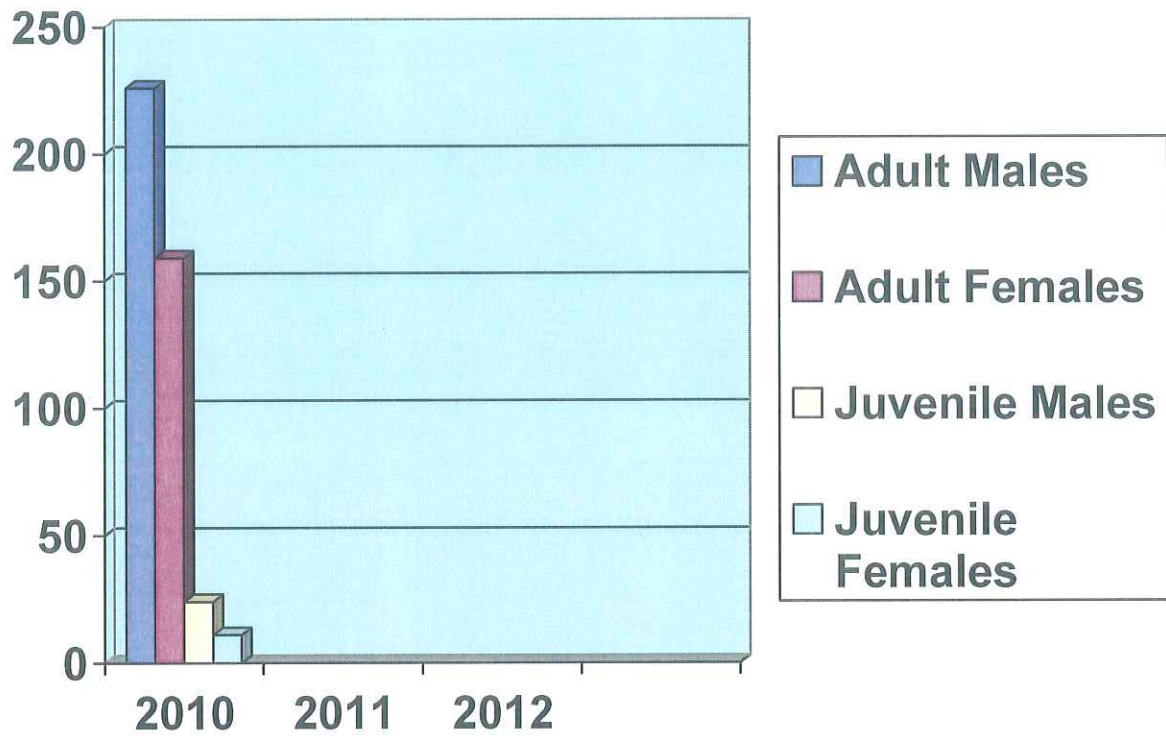
226 Adult Males	59 % of the total population
159 Adult Females	41 % of the total population
24 Juvenile Males	69 % of the total population
11 Juvenile Females	31 % of the total population

### **Race/Gender**

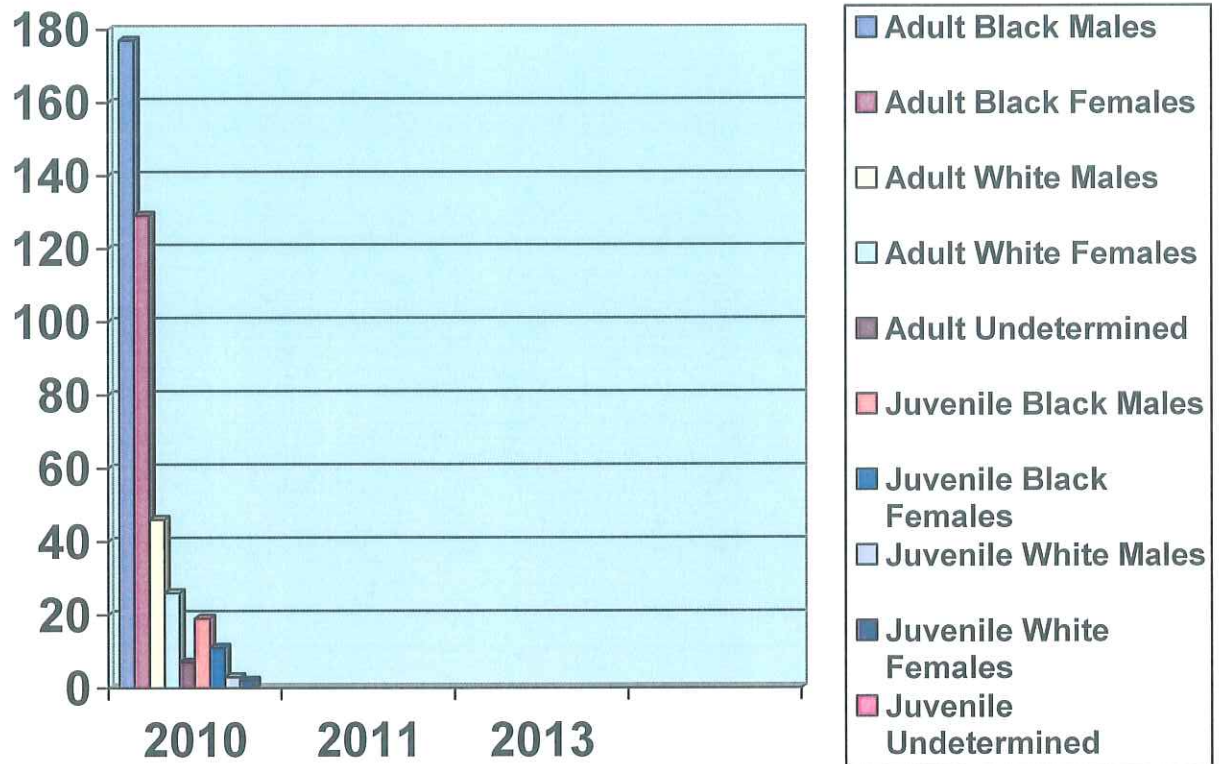
177 Adult Black Males	46 % of the total population
129 Adult Black Females	34 % of the total population
46 Adult White Males	12 % of the total population
26 Adult White Females	7 % of the total population
7 Other/Undetermined Adults	2 % of the total population
19 Juvenile Black Males	54 % of the total population
11 Juvenile Black Females	31 % of the total population
3 Juvenile White Males	9 % of the total population
2 Other/Undetermined Males	6 % of the total population



## Jail Population by Gender



## Jail Population by Race/Gender



## **Length of Stay**

(Average in Days, Hours, and Minutes)

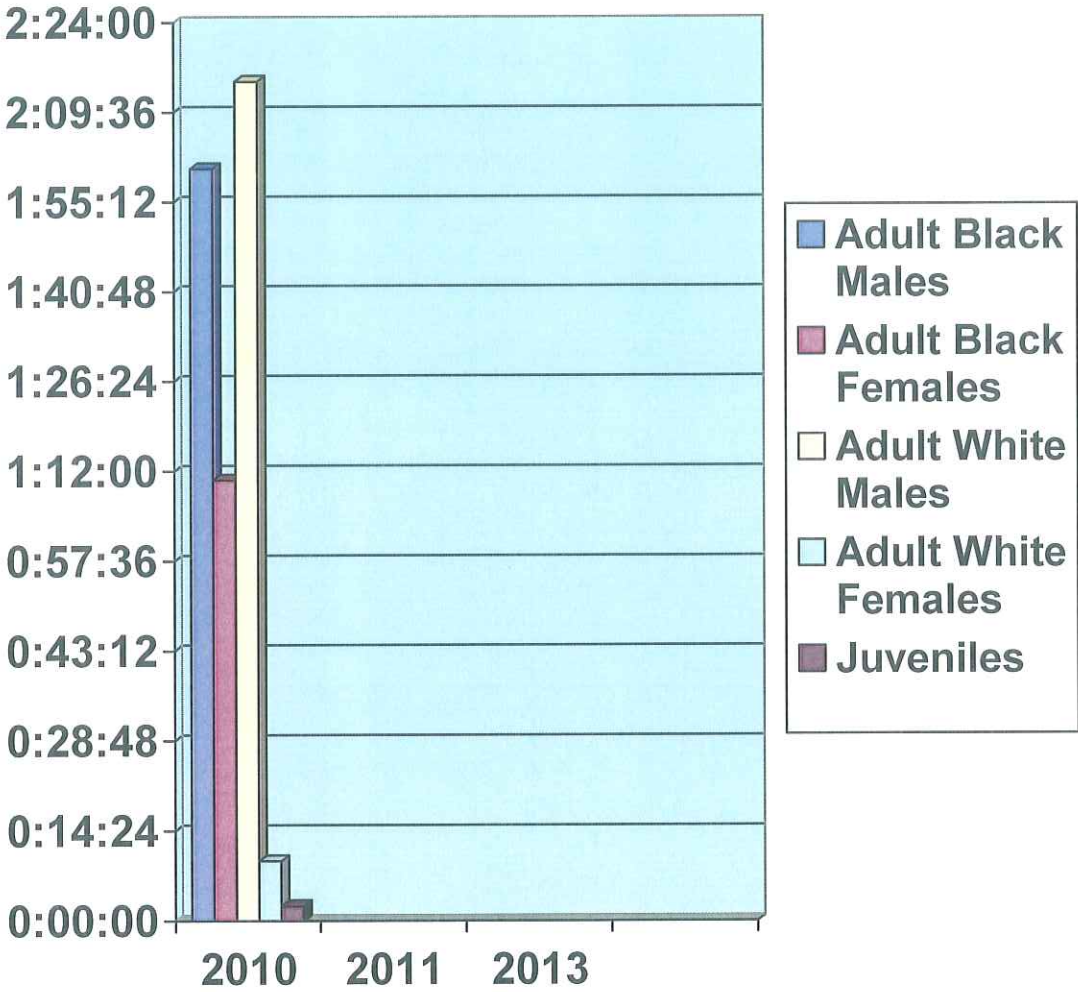
	Days	Hours	Minutes
Adult Black Males	2	0	31
Adult Black Females	1	10	33
Adult White Males	2	14	33
Adult White Females	0	9	34
Juveniles	0	2	22

## **Daily Counts**

(Adult Prisoners Only)

Low – 0                      High – 8                      Average = 2.9

Length of Stay Day/Hr/Min

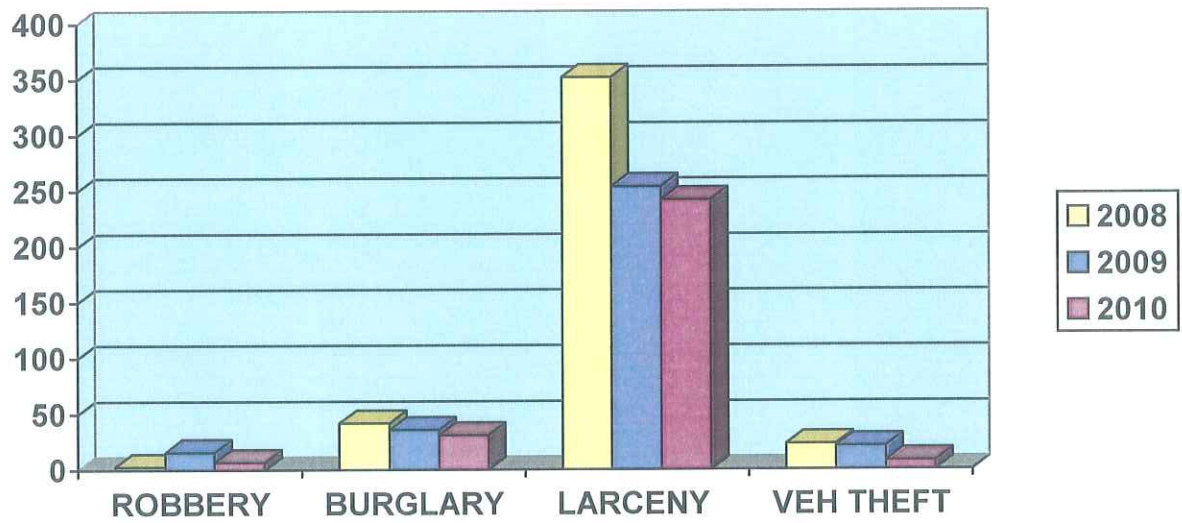


## VALUE OF PROPERTY STOLEN, BY TYPE OF CRIME

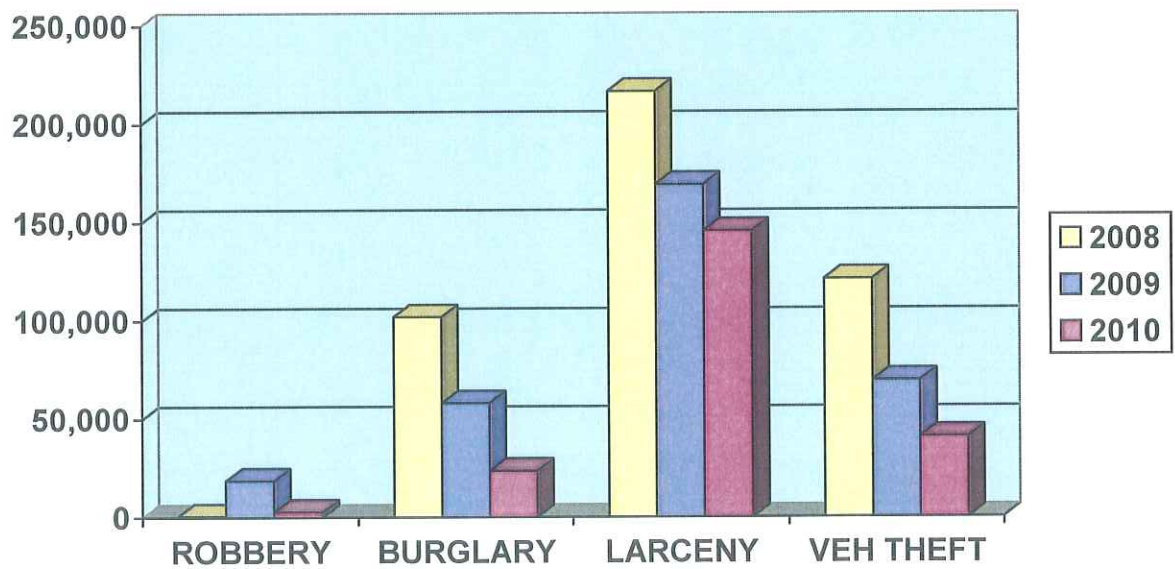
	2008	2009	2010
<b><u>ROBBERY</u></b>			
HIGHWAY	0	0	0
COMMERCIAL HOUSE	295	15,983	577
GAS STATION	300	1,676	0
CONVENIENCE STORE	0	0	0
RESIDENCE	0	902	310
BANK	0	0	1,988
MISCELLANEOUS	0	170	0
<b>TOTAL</b>	<b>595</b>	<b>18,731</b>	<b>2,875</b>
<b><u>BURGLARY</u></b>			
<b>RESIDENTIAL</b>			
NIGHT	21,864	11,310	3,736
DAY	1,323	16,353	14,217
UNKNOWN	3,943	6,478	4,458
<b>COMMERCIAL</b>			
NIGHT	67,808	19,681	935
DAY	0	4,254	300
UNKNOWN	7,043	0	0
<b>TOTAL</b>	<b>101,981</b>	<b>58,076</b>	<b>23,646</b>
<b><u>LARCENY</u></b>			
PICKPOCKETING	324	0	580
PURSE SNATCHING	866	0	0
SHOPLIFTING	56,018	81,735	33,091
FROM VEHICLE	10,722	4,994	10,448
AUTO PARTS/ASSESSORIES	5,591	7,677	5,725
BICYCLES	1,785	250	830
FROM BUILDING	116,295	68,825	90,372
FROM VENDING MACHINES	320	64	645
ALL OTHERS	24,602	5,627	3,989
<b>TOTAL</b>	<b>216,523</b>	<b>169,172</b>	<b>145,680</b>
<b><u>VEHICLE THEFT</u></b>	<b>121,119</b>	<b>69,460</b>	<b>40,800</b>
<b>GRAND TOTAL</b>	<b>440,218</b>	<b>238,632</b>	<b>186,480</b>



### BY NUMBER OF INCIDENTS



### BY AMOUNT TAKEN



## ANIMAL COMPLAINTS

	2008	2009	2010
<b><u>DOG COMPLAINTS</u></b>			
DOG AT LARGE/LOST	110	111	107
BARKING DOG	23	26	57
DOG CRUELTY (INCLUDES DOGS LEFT IN CAR)	8	17	17
DOG BITES	2	1	3
DOG INJURED/ILL		4	1

### **CAT COMPLAINTS**

CAT AT LARGE/LOST	1	2	2
CAT CRUELTY	1	1	3
CAT INJURED/ILL	2	6	5

<b><u>OTHER DOMESTIC ANIMALS</u></b>	0	0	0
--------------------------------------	---	---	---

<b>TOTAL NUMBER OF CITATIONS</b>	<b>10</b>	<b>14</b>	<b>16</b>
----------------------------------	-----------	-----------	-----------

### **ANIMAL COMPLAINTS**

RACCOON	10	6	6
SKUNK	1	1	2
OPOSSUMS	3	2	1
DUCKS/GEESE	3	8	6
BIRDS	4	6	0
REPTILES	0	2	1
GROUNDHOGS	4	3	1
RATS/MICE	0	0	0
SQUIRRELS	2	1	3
DEER	16	14	13
RABBITS	1	0	1
BATS	0	1	1
COYOTES	2	1	0
BEARS	0	0	0
CHIPMUNKS	0	1	0

<b><u>ANIMAL COMPLAINTS HANDLED BY</u></b>	<b>2008</b>	<b>2009</b>	<b>2010</b>
<b><u>BRIAN MILLER</u></b>			

GROUNDHOGS	19	44	29
RACCOONS	18	26	31
SKUNKS	5	11	11
OPOSSUMS	5	1	1
CATS	1	7	2
SQUIRRELS	0	11	0
BEAVERS	0	0	0
RABBITS	0	0	0
DEER	0	2	1
GEESE	1	0	0
BIRDS	1	3	0
BAT	0	1	0
DOGS	6	20	13
REPTILES	0	0	0
RATS/MICE	0	0	0
GOPHER/WOODCHUCK		1	1
UNKNOWN ANIMAL		4	9

**2010 Annual Report**  
**Richmond Heights Police Department**  
**Community Juvenile Diversion Program**

Submitted by Denise R. DeBiase, Sergeant RHPD

Once again, it is an honor and privilege to submit the following statistics for this worthwhile program:

An offer was extended to thirty-eight juveniles to participate in the program. Of the thirty-eight, thirty-six accepted. As of December 31, 2010, twenty-two juveniles since the inception of the program will have successfully completed their requirements.

785 hours of community service were ordered by Magistrate Janet Kronenberg for these thirty-six juveniles. Community service was completed in the city of Richmond Heights and surrounding communities. Juveniles worked in nursing homes, at the Cleveland Food Bank, assisted the elderly, the disabled and their neighbors. They cleaned up garbage around the city, helped at their city's home days and became peer mediators. Most juveniles worked at Greenwood Farm to assist in the rehabilitation of the property. Greenwood Farm also had two summer functions where juveniles supplied help: Family Fun Fest at the Farm and Junk in Your Trunk. Additionally, they cleaned police vehicles in and out and completed cleaning chores at the RHPD.

A \$25 participation fee is required to enroll in the program. \$900 was received from participants for the year.

Grant money was not received from the county this year due to cutbacks and carryover. Carryover from 2009 was \$10,659.77.

Eight hearing dates were conducted with Magistrate Janet Kronenberg, (March 24<sup>th</sup> and 25<sup>th</sup>, April 7<sup>th</sup>, 8<sup>th</sup> and 22<sup>nd</sup>, May 5<sup>th</sup> and 6<sup>th</sup> and November 23<sup>rd</sup>).

Material expenses for the year 2010 were as follows:

Gloves	\$19.32
--------	---------

Total:	\$19.32
--------	---------

Manpower expenses: Unknown at this time

Auxiliary Officers:

Police Officers:

## CRIME PREVENTION

1. Tours were conducted by Lt. Glaettli and Sgt. DeBiase at the police station for Girl Scout, Boy Scout and other school aged and pre-school aged children (Safety Town). Children were instructed on the use of the 911 system and other police procedures.
2. Identity theft packets were provided to every person filing a report involving identity theft along with individual requests made by the public.
3. Handouts of various crime prevention topics including, but not limited to, identity theft, auto theft, burglary, theft, and drugs were supplied in the police station lobby.
4. Membership was continued in the Ohio Crime Prevention Association.
5. Diversion hearings conducted for juveniles and community service work assigned to prevent future crime occurrences.
6. Membership continued in Ohio Police Juvenile Officer's Association for Sgt. DeBiase with the addition of membership to Ptl. Porter.
7. D.A.R.E. was taught to the 5<sup>th</sup> graders at Richmond Heights Elementary School by Sgt. DeBiase.

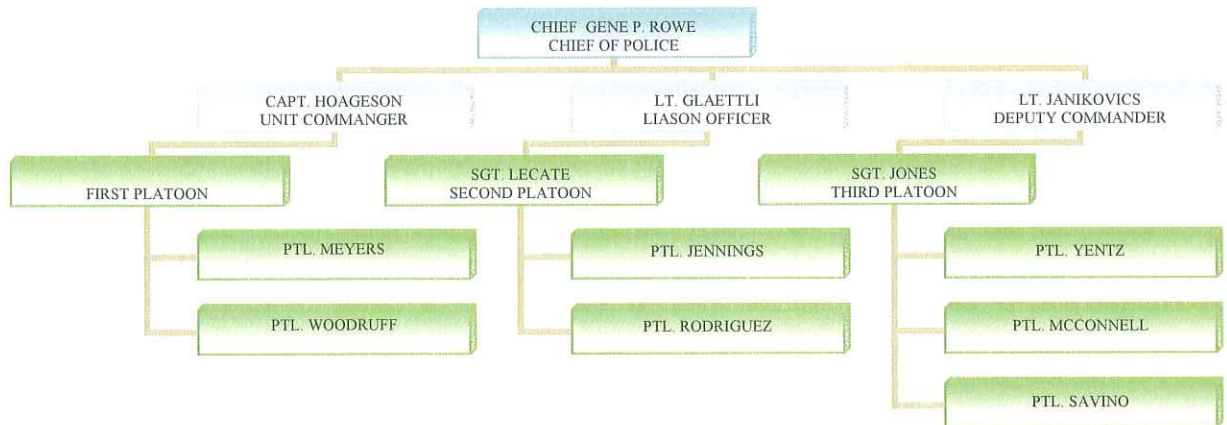
## 2010 ACTIVITIES OF THE AUXILIARY POLICE

<b>DETAILS</b>	<b>HOURS WORKED</b>
MONTHLY MEETINGS	70.5
ROAD PATROL	1044.5
COURT DETAIL	226
TRAFFIC CONTROL	29
SPECIAL	166.5
TRAINING	57
PARK DUTY	712
LODGE DETAILS	249
SCHOOL EVENTS	170
OTHER PAID DETAIL	110
RANGE	0
<b>ACTUAL VOLUNTEER</b>	<b>1367.5</b>
<b>PAID</b>	<b>1467</b>
<b>TOTAL HOURS WORKED</b>	<b>2834.5</b>



# RICHMOND HEIGHTS AUXILIARY POLICE

## CHAIN OF COMMAND



## FINES AND FORFEITURES

	2008	2009	2010
JANUARY	13,639.69	13,862.88	9,039.00
FEBRUARY	16,935.00	18,003.00	10,572.00
MARCH	17,674.10	14,228.00	7,024.00
APRIL	12,401.00	17,528.00	8,778.00
MAY	17,365.00	9,628.00	9,101.00
JUNE	16,362.00	15,457.00	9,654.00
JULY	18,512.00	9,947.00	11,163.00
AUGUST	22,166.00	8,665.00	7,081.50
SEPTEMBER	17,035.00	9,532.00	9,872.50
OCTOBER	18,302.00	13,669.00	10,119.09
NOVEMBER	19,080.00	9,118.00	9,256.91
DECEMBER	12,651.00	9,239.00	7,619.00
<b>TOTAL</b>	<b>202,122.79</b>	<b>148,876.88</b>	<b>109,280.00</b>